

WISCONSIN ELECTIONS COMMISSION

212 EAST WASHINGTON AVENUE, 3RD FLOOR
POST OFFICE BOX 7984
MADISON, WI 53707-7984
(608) 261-2028
ELECTIONS@WI.GOV
ELECTIONS.WI.GOV



COMMISSIONERS

BEVERLY R. GILL
JULIE M. GLANCEY
ANN S. JACOBS
JODI JENSEN
STEVE KING
MARK L. THOMSEN, CHAIR

ADMINISTRATOR MICHAEL HAAS

MEMORANDUM

DATE: For the June 20, 2017, Commission Meeting

TO: Members, Wisconsin Elections Commission

FROM: Michael Haas
Administrator

Prepared and Presented by:
Richard Rydecki
Elections Specialist

SUBJECT: Election Systems and Software (ES&S)
Petition for Approval of Electronic Voting Systems
EVS 5.2.2.0 and EVS 5.3.2.0

I. Introduction

Election Systems and Software (ES&S) is requesting the Wisconsin Elections Commission (WEC or Commission) approve the EVS 5.2.2.0 and EVS 5.3.2.0 voting systems for sale and use in the State of Wisconsin. These systems are an update of EVS 5.2.0.0 and EVS 5.3.0.0, systems that were approved for use in Wisconsin by the Government Accountability Board on September 4, 2014. No electronic voting equipment may be offered for sale or utilized in Wisconsin unless first approved by the WEC based upon the requirements of Wis. Stat. § 5.91 (Appendix A). The WEC has also adopted administrative rules detailing the approval process. Wis. Admin. Code Ch. EL 7 (Appendix B).

A. EVS 5.2.2.0

EVS 5.2.2.0 is a federally tested and certified paper based, digital scan voting system powered by the ElectionWare software platform. It consists of seven major components: an election management system (EMS) server; an EMS client (desktop and/or laptop computer) with election reporting manager (ERM) software; the ExpressVote, an Americans with Disabilities Act compliant vote capture device for a polling place; the AutoMARK, an Americans with Disabilities Act compliant ballot marking device for a polling place; the DS200, a polling place scanner and tabulator; the DS450, a mid-range scanner and tabulator for a central count location; and the DS850, a high-speed scanner and tabulator for a central count location.

Updates to the previously approved system include:

- Security functions have been upgraded on all of the voting equipment components, the ElectionWare and ERM to meet new federal standards.
- The DS450 has been added to this version of the system as an additional tabulation option for central count facilities.
- The touchscreen display on the ExpressVote can now be programmed to present candidate names in two columns, rather than just one. This feature will allow a greater percentage of all candidate names for a specific contest to appear on the initial screen and the voter will not have to navigate to a new screen to see additional candidates.

A full list of the updates to the system can be found in the U.S. Election Assistance Commission's Scope of Certification document found in Appendix C.

B. EVS 5.3.2.0

EVS 5.3.2.0 is a federally tested modification to the EVS 5.2.2.0 voting system. The modification provides support for modeming of unofficial election results from a DS200 to a Secure File Transfer Protocol (SFTP) server through public analog or wireless telecommunications networks after the polls close on Election Day. EVS 5.3.2.0 lacks federal certification, but the underlying voting system (EVS 5.2.2.0) is federally certified.

II. Recommendation

WEC staff is recommending approval of both the EVS 5.2.2.0 and EVS 5.3.2.0 for sale and use in Wisconsin. Detailed recommendations are listed on pages 21 and 22, following the analysis of functional testing performed by WEC staff.

III. Background

On March 3, 2017, WEC staff received an Application for Approval of EVS 5.2.2.0. ES&S submitted complete specifications for hardware, firmware, and software related to the voting system. In addition, ES&S submitted technical manuals, documentation, and instruction materials necessary for the operation of EVS 5.2.2.0. At the same time, ES&S requested WEC staff approve the EVS 5.3.2.0 voting system. ES&S submitted technical manuals, documentation, and instruction materials necessary for the operation of EVS 5.3.2.0.

A. EVS 5.2.2.0 (base voting system)

The Voting System Test Laboratory (VSTL) responsible for testing EVS 5.2.2.0, National Technical Systems (NTS), recommended on February 23, 2017 that the U.S. Election Assistance Commission (EAC) certify ES&S EVS 5.2.2.0. ES&S provided the NTS report to WEC staff along with the Application for Approval of EVS 5.2.2.0. Voting systems submitted to the EAC for testing after December 13, 2007, are tested using the 2005 Voluntary Voting System Guidelines (2005 VVSG). The EAC certified ES&S EVS 5.2.2.0 on February 27, 2017, and issued certification number **ESSEVS5220**.

WEC staff conducted the voting system testing campaign for EVS 5.2.2.0 May 8-10, 2017 in the WEC office. The campaign consisted of functional testing using three different mock election configurations, a meeting of the Wisconsin Voting Equipment Review Panel (a body

that consists of local election officials and voting and advocates for voters with disabilities), and a public demonstration of the system.

i. Hardware Components


ES&S submitted the following equipment for testing as part of EVS 5.2.2.0:

| <i>Equipment</i> | <i>Hardware Version(s)</i> | <i>Firmware Version</i> | <i>Type</i> |
|--|----------------------------|-------------------------|---|
| DS200 | 1.2.1 1.2.3 1.3 | 2.12.2.0 | Polling Place Digital Scanner and Tabulator |
| DS450 | 1.0 | 3.0.0.0 | Mid-range Central Count Digital Scanner and Tabulator |
| DS850 | 1.0 | 2.10.2.0 | High-speed Central Count Digital Scanner and Tabulator |
| AutoMark Voter Assist Terminal (VAT) | 1.0 1.1 1.3 | 1.8.6.1 | Ballot Marking Device |
| ExpressVote | 1.0 | 1.4.1.2 | Universal Voting System |

The following paragraphs describe the design of the EVS 5.2.2.0 hardware taken in part from ES&S technical documentation.

1. DS200

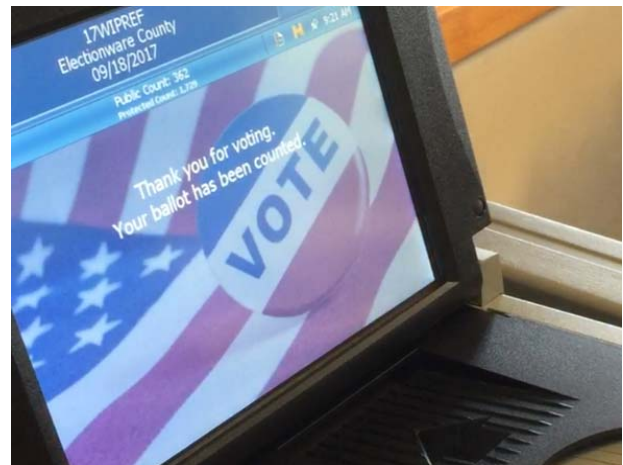
The DS200 is a digital scan paper ballot tabulator designed for use at the polling place. After the voter marks a paper ballot, their ballot is inserted into the unit for processing. The tabulator uses a high-resolution image-scanning device to simultaneously image the front and back of the ballot. The resulting ballot images are then processed by proprietary mark recognition software, which identifies and evaluates marks made by the voter. The system then tabulates any votes cast on each ballot before depositing the ballot into an integrated secured storage bin. The ballot images and election results are stored on a removable USB flash drive. This USB flash drive may be taken to the municipal clerk's office or other central office where the ballot images and election results may be uploaded into an election results management program or transferred to another



memory device or machine to facilitate storage. The DS200 does not store any images or data in its internal memory.

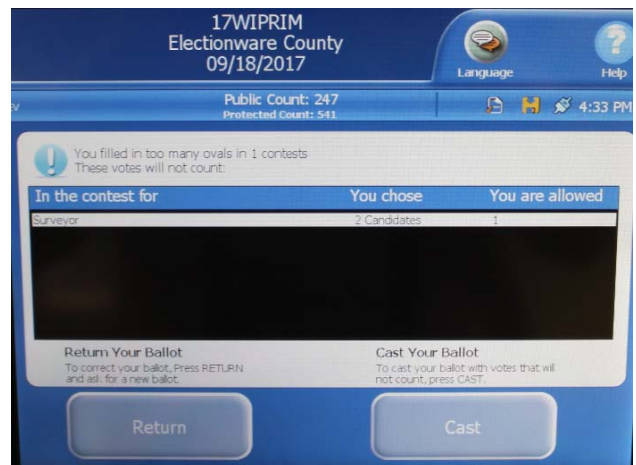
Voter Information Screens: The DS200 features a 12-inch touchscreen display to provide feedback to the voter regarding the disposition of any ballot inserted into the machine. The screens are designed to alert voters to any errors on their ballot. The DS200 will, depending on the situation, provide details about the error, identify the specific contests where the errors occurred, allow the ballot to be returned to the voter, and provide the option for the voter to cast the ballot with errors on it. In two scenarios, the machine will not let the voter cast a ballot and will only return the ballot to the voter. A ballot that has unreadable marks on it will not be accepted by the machine. The DS200 will automatically return ballots if a voter attempts to insert multiple ballots into the machine at the same time.

- **Ballot Counted:** If the ballot is scanned and accepted by the machine, a message appears that states the ballot has been counted.



- **Overvote Notification:** If the ballot contains an overvote, a message appears that identifies the contests with overvotes. The message also tells the voter that these votes will not count.

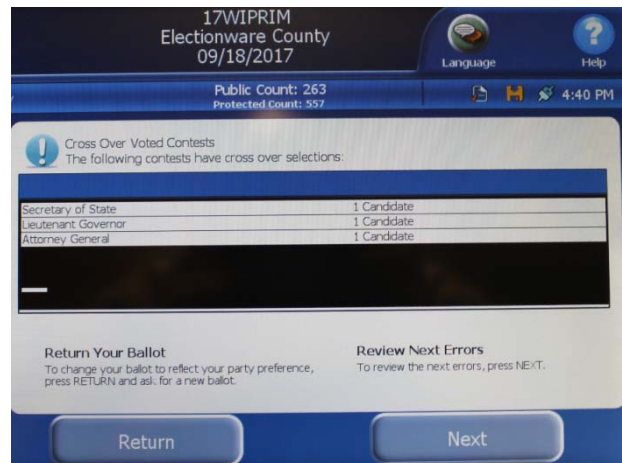
The voter has the option to return the ballot for review or cast the ballot. If there are multiple errors the voter is given an option to review the next error. Instructions above the "Return" button direct the voter to press "Return" if they wish to correct their ballot. The voter is also instructed to ask for a new ballot. Instructions above the "Cast" button direct the voter to press "Cast" if they wish to submit their ballot with votes that will not count. Instructions above the "Next" button direct the voter to press "Next" if they wish to review any additional errors on their ballot. Once all of the errors have been reviewed, the voter will have the option to cast the ballot.



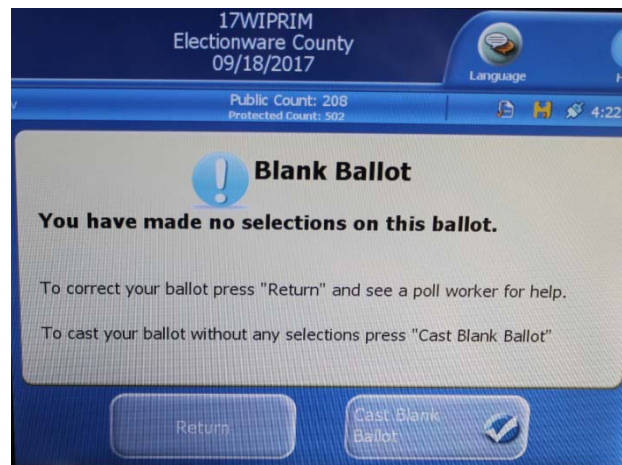
- **Crossover Vote Notification:** If a ballot is inserted with votes in more than one party’s primary, a message appears that identifies the contests with crossover votes.

The voter has the ability to return the ballot for review or cast the ballot. If there are multiple errors the voter is given an option to review the next error.

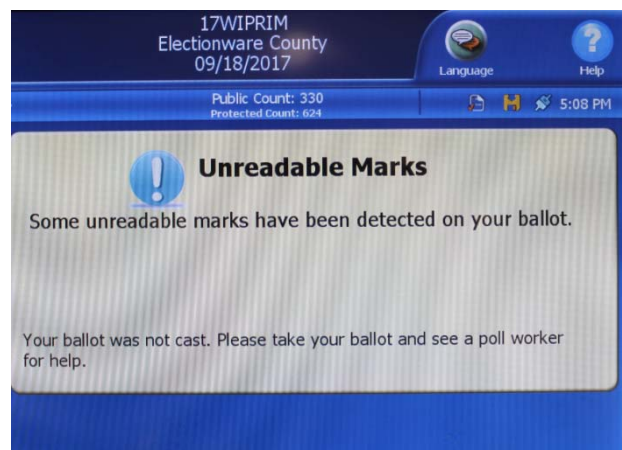
Instructions above the “Return” button direct the voter to press “Return” if they wish to correct their ballot to reflect their party preference. The voter is instructed to ask for a new ballot. Instructions above the “Next” button direct the voter to press the “Next” button if they wish to review any additional errors on their ballot. Once all of the errors have been reviewed, the voter will have the option to cast the crossover-voted ballot.



- **Blank Ballot Notification:** If the ballot contains no votes, a message appears that states the ballot is blank. The voter is instructed to press “Return” to correct their ballot and see a poll worker for help. The voter is instructed to press “Cast Blank Ballot” to submit their ballot without any selections.



- **Unreadable Marks:** If a ballot is inserted that includes marks that cannot be read by the machine, the DS200 will not accept that ballot and will return it to the voter without an option to cast the problematic ballot. The voter is instructed to see a poll worker for help.



The screen shots above illustrate the manufacturer’s default configuration. At the request of the municipality, the manufacturer may also set the configuration to automatically reject all ballots with overvotes or crossover votes without the option for override, which requires the


voter to correct the error by remaking his or her ballot. This ensures that voters do not mistakenly process a ballot on which a vote for one candidate or all candidates will not count. The automatic rejection configuration of the DS200, however, creates issues for processing absentee ballots because no voter is present to correct the error. These ballots would have to be remade without the improperly voted contests before they could be processed by the DS200.

Reading Ballots: The DS200 uses proprietary software called Intelligent Mark Recognition to identify properly marked votes on a ballot. Ballots used in conjunction with this system are designed with an oval next to the candidate name or ballot choice that a voter would fill in to indicate their choice. A digital image of both sides of the ballot is captured by the machine when the ballot is inserted and the DS200 scans the ballot images to determine and record the voter's choices. ES&S recommends that voters use a specific marking device (BIC Grip Roller Ball pen) to mark ballots processed on the DS200. Per the supporting documentation provided by ES&S as part of its application, an improper mark is defined as being "smaller than .005 square inches as a marked response on a pixel count basis." Marks that do not have a greater pixel count than this standard will be read by the equipment as an unmarked oval.

Printing Reports: The DS200 includes an internal thermal printer for the printing of the zero reports, log reports, and polling place totals upon the official closing of the polls.

2. DS450

The DS450 is a mid-range digital scan ballot tabulator designed for use by election officials at a central count facility. This machine can accommodate a variety of different length ballots and can process between 60 and 90 ballots per minute, depending on the size of the ballot. The DS450 uses technology similar to the DS200 to image both sides of the ballot and identify properly marked votes. Three sorting trays are available that can be configured to set apart specific types of ballots for further review. For example, an election official can use the touchscreen interface to program the machine to sort all ballots containing write-in votes or all overvoted ballots into separate trays for hand tabulation or review. While processing ballots, the DS450 prints a continuous audit log to a dedicated audit log printer. Reports are printed from a second printer. The DS450 saves voter selections and ballot images to an internal hard disk and exports results to a USB flash drive for processing with the Election Reporting Manager (ERM).



3. DS850

The DS850 is a high-speed, digital scan ballot tabulator designed for use by election officials at a central count facility. The DS850 can scan and count up to 300 ballots per minute. It uses digital cameras and imaging systems to read the front and back of each ballot, evaluate the result, and sort each ballot into the appropriate tray based on the result to maintain continuous scanning and tabulating. Multiple criteria can be used to segregate ballots for review, including overvotes, crossover votes and blank ballots. Depending on the situation, ballots segregated in this fashion may not be counted and may need to be remade by the election inspectors. Election officials use a 14-inch touchscreen display to program these features of the DS850. While processing ballots, the DS850 prints a continuous audit log to a dedicated audit log printer. Reports are printed from a second connected printer. The DS850 saves voter selections and ballot images to an internal hard disk and exports results to a USB flash drive for processing with the Election Reporting Manager (ERM).



4. AutoMARK

The AutoMARK is an electronic ballot marking device primarily designed for use by voters who have visual or physical limitations or disabilities.

Voters insert a blank paper ballot in the machine to begin the voting process. They then have the option to use the touchscreen or an integrated tactile keypad to navigate the ballot and make ballot selections. Instructions that guide the voter through the process appear on the screen or can be accessed via the audio ballot function. The voter has the option to adjust the text display contrast and text size to suit their preference. Each button on the tactile keypad has both Braille and printed text labels designed to indicate function and a related shape to help the voter determine its use. In addition, voters may also use headphones to access the audio ballot function that provides a recording of the ballot instructions and lists candidates and options for each contest. The volume and tempo of the audio can be adjusted by the voter and they can use the touchscreen, tactile keypad, or other assistive technology to make their selections.



The AutoMARK provides a ballot summary screen for the voter to review their selections before the ballot is marked by the built-in printer. Overvotes and crossover votes cannot occur on this equipment and a voter is warned about undervotes on the ballot summary screen. Once the voter confirms their selections, those selections are marked on ballot and the machine returns the ballot to the voter.

After the voter completes the process, the AutoMARK clears its internal memory and the paper ballot is the only record of the voting selections made. Ballots marked using the AutoMARK can be processed by the DS200 or deposited into a secured ballot box to be hand tabulated by election inspectors after the polls have closed. Ballots marked using the AutoMARK also may be tabulated using the DS450 and DS850.

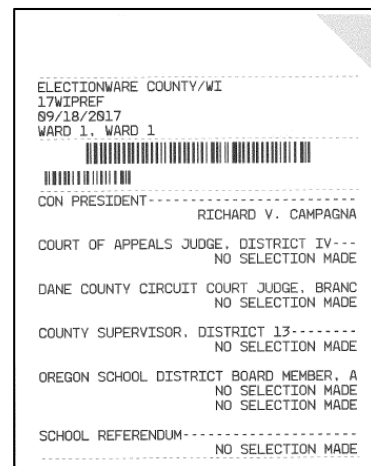
5. ExpressVote

The ExpressVote is an electronic vote capture device designed for use by all voters. It features a touchscreen display and integrated thermal printer.



Voters insert a blank ballot card in the machine to begin the voting process. Ballot instructions, contests and candidates are displayed on the screen and they have the option to use the touchscreen or the keypad to navigate the ballot and make selections. The voter may adjust the text contrast and size of the display, if needed. Each button on the tactile keypad has both Braille and printed text labels designed to indicate function and use to the voter. In addition, voters may also use headphones to access the audio ballot function that provides a recording of the ballot instructions and lists candidates and options for each contest. The volume and tempo of the audio can be adjusted by the voter and they can use the touchscreen, tactile keypad, or other assistive technology to make their selections.

The ExpressVote provides a ballot summary screen for the voter to review their selections before the ballot card is marked by the built-in printer. Overvotes and crossover votes cannot occur on this equipment and a voter is warned about undervotes on the ballot summary screen. Once the voter confirms their selections, those selections are printed on ballot card and the machine returns the ballot card to the voter. The ExpressVote ballot cards do not employ the oval format, but utilize an unambiguous ballot format where the names of candidates and referendum choices are printed directly on the ballot card along with the names of the contest. The phrase “No Selection” appears under any contest in which the elector did not vote.



After the voter completes the process, the ExpressVote clears its internal memory and the paper ballot card is the only record of the voting selections made. Ballot cards marked using the ExpressVote can be processed by the DS200 or deposited into a secured ballot box to be hand tabulated by election inspectors after the polls have closed. Ballot cards marked using the ExpressVote may also be tabulated using the DS450 and DS850.

ii. Software

EVS 5.2.2.0 offers an update to the ElectionWare software suite previously approved for use in Wisconsin under EVS 5.2.0.0. ElectionWare integrates election administration functions into a

unified application and is used to create the programming definitions for an election and to create the files used by the DS200, DS850, ExpressVote, AutoMARK, and ERM.

The software components used during this test campaign were as follows:

| <i>Software</i> | <i>Version</i> |
|----------------------------------|----------------|
| ElectionWare | 4.7.1.1 |
| Election Reporting Manager (ERM) | 8.12.1.1 |
| ES&S Event Logging Service (ELS) | 1.5.5.0 |
| ExpressVote Previewer | 1.4.1.2 |
| ExpressLink* | 1.3.0.0 |
| Removable Media Service (RMS) | 1.4.5.0 |
| VAT Previewer | 1.8.6.1 |

WEC staff visually verified the software version numbers for each component of the EVS 5.2.2.0 by checking the component's configuration display.

In addition to the verification of software version numbers, WEC staff also had the opportunity to interact with several functionalities of the software components of EVS 5.2.2.0. The functionality of the three tabulators that capture digital ballot images increases the ability of groups requesting to conduct post-election audits of the vote. The images could be provided, or made publicly available via a county or municipal website, in lieu of copies of paper ballots.

These ballot images are able to be exported to the Election Management System and a report listing the disposition of each vote on a ballot can be viewed. This feature can be used to verify how a tabulator treated a vote or ballot if questions arise as to how the machine counted votes for a contest or on a specific ballot, or ballots. The ballot image files serve as a reliable backup in the event that original ballot images are lost or damaged.

* Please note that the ExpressLink application software is used to pre-print activation cards for the ExpressVote with ballot style information such as a code for Ward 1 ballots and a different code for Ward 2 ballots. If blank activation cards are used in these situations, a poll worker or voter will be prompted to select the correct ballot style upon inserting the activation card. WEC staff observed ES&S staff pre-print activation cards for this test campaign using this application and the ExpressLink printer. WEC staff used a small number of pre-preprinted activation cards as part of the ExpressVote ballot test deck.

This feature worked as designed. However, the ExpressLink application is not federally certified by the EAC. NTS determined it to be outside of the scope of certification, but NTS did review the source code for 2005 VVSG compliance. NTS tested the equipment and found that it functions as stated in the technical data package for this voting system. No other testing was performed on this equipment. ES&S states that these products do not require federal certification. These products are described as ancillary products available to a jurisdiction that

may purchase the system. These products are not required for the ExpressVote to function and if not approved, election inspectors will need to activate each ballot on the ExpressVote.

Due to the lack of EAC certification and fact that the WEC's current testing and certification protocol does not outline procedures for testing components outside of EAC certification, the ExpressLink application software is not included in staff's recommendation of approval of EVS 5.2.2.0 and EVS 5.3.2.0. Should the Commission direct staff to develop a protocol for testing voting system components outside of EAC certification, staff could consider the ExpressLink during testing campaigns for future versions of this system.

B. EVS 5.3.2.0 (base voting system with modeming functionality)

EVS 5.3.2.0 is a modification to EVS 5.2.2.0 that provides support for modeming of unofficial election results from a DS200 to a Secure File Transfer Protocol (SFTP) server through public analog or wireless telecommunications networks. All modifications of the system were tested to the 2005 VVSG by NTS.

At its May 21, 2013, meeting, pursuant to authority granted in Wis. Stat. § 5.91 and Wis. Admin. Code EL 7, the Government Accountability Board adopted testing procedures and standards pertaining to the modeming and communication functionality of voting systems that have not received EAC certification. These standards were based upon the analysis and findings outlined in a staff memorandum and detailed in the *Voting Systems Standards, Testing Protocols and Procedures Pertaining to the Use of Communication Devices in Wisconsin*, which are attached as Appendix D. These rules apply to non- EAC certified voting systems, where the underlying voting system received EAC certification to either the 2002 Voting System Standards (VSS) or 2005 VVSG, but any additional modeming component does not meet the 2005 VVSG.

WEC staff conducted testing of EVS 5.3.2.0 in two counties: Outagamie and Dodge on May 11, 2017 and May 16, 2017, respectively. In consultation with each county clerk, WEC staff selected three municipalities in each county to serve as locations for testing.¹ The municipalities were selected in part because of the strength of the wireless networks in the community or lack thereof and the municipal clerk's interest in hosting the test team.

The modem in the DS200 communicates with the jurisdiction's wireless carrier or a dial-up connection through landline modem to transmit unofficial election night results to a secure server at a central office location, such as the county clerk's office. Wireless transmissions rely on public networks from one of the following three cellular service providers: AT&T, Sprint, or Verizon. The server hosts a secure file transfer commercial off the shelf software package. A firewall provides a buffer between the network segment, where the server is located, and other internal virtual networks or external networks. The data that is transmitted is encrypted and digitally signed. The modem function may only be used after an election inspector has closed the polls and entered a password to access the control panel. The network is configured to only allow valid connections to connect to the SFTP server. The firewall further restricts the flow and connectivity of traffic.

¹ Outagamie County: City of Seymour, Town of Greenville, Town of Freedom
Dodge County: Town of Ashippun, Town of Trenton, Village of Lomira

The EMS is required to be deployed on a “hardened system,” meaning that all software that is not essential to the proper functioning of the EMS should be removed from the computer where the EMS is installed. Access to the internet should also be restricted on computers that house the EMS. These procedures are designed to increase the security of the system through the elimination of applications that may provide “back door” access to the system. The EMS provides an audit log of all system actions and connection attempts that can be used to verify unauthorized access to the system while unofficial election results are being transmitted after the close of polls.

The decision on whether the DS200 will include an analog or wireless modem is made at the time of purchase. The EMS supports modeming from a combination of methods in a jurisdiction. For example, a jurisdiction could have two sites with analog modems and three sites with wireless modems. WEC staff successfully simulated such a setup as part of this test campaign in Outagamie and Dodge Counties. This voting system successfully handled simultaneous transmissions from both types of modems. Conversely, a jurisdiction could choose to purchase all analog modems or all wireless modems. Some of the factors that may impact this decision include the strength of wireless service in the jurisdiction and whether the jurisdiction has an existing contract with one of the three service providers listed on page 10. The EMS supports modeming through a combination of service providers, so all jurisdictions in a county do not need to transmit the results via the same service provider. During this test campaign, WEC staff successfully transmitted results in each county using AT&T in one municipality, Sprint in another municipality, and Verizon in a third municipality. During this test campaign, the strength of wireless service ranged from two bars (lowest indicator level is zero) to five bars (highest indicator level). Election results packets were sent successfully at all service levels.

EVS 5.3.2.0 also features a Regional Results program. This stand-alone application allows for the transmission of unofficial election results from a regional location to a central office utilizing a wireless network provided by AT&T, Sprint, or Verizon. WEC staff observed this process in Dodge County. The Regional Results application allows election media containing results from different polling places to be read and then securely transferred to a server at a central office location such as the county clerk’s office.

Neither the modem function of the DS200 nor the Regional Results program impacts the tabulation of official election results.

i. Hardware

ES&S submitted the following equipment for testing as part of EVS 5.3.2.0:

| <i>Equipment</i> | <i>Hardware Version(s)</i> | <i>Firmware Version</i> | <i>Type</i> |
|------------------|----------------------------|-------------------------|---|
| DS200 | 1.2.1 1.2.3.0 1.3 | 2.12.3.0 | Polling Place Digital Scanner and Tabulator |
| DS450 | 1.0 | 3.0.0.0 | Mid-range Central Count Digital Scanner and Tabulator |

| | | | |
|----------------|-----|----------|---|
| DS850 | 1.0 | 2.10.2.0 | Central Count Digital Scanner and Tabulator |
| AutoMark | 1.0 | 1.8.6.1 | Ballot Marking Device |
| Voter Assist | 1.1 | | |
| Terminal (VAT) | 1.3 | | |
| ExpressVote | 1.0 | 1.4.1.2 | Universal Vote Capture Device |

iii. Software

The software components used during this test campaign were as follows:

| <i>Software</i> | <i>Version</i> |
|----------------------------------|----------------|
| ElectionWare | 4.7.1.3 |
| Election Reporting Manager (ERM) | 8.12.1.2 |
| ES&S Event Logging Service (ELS) | 1.5.5.0 |
| ExpressVote Previewer | 1.4.1.2 |
| ExpressLink | 1.3.0.0 |
| Removable Media Service (RMS) | 1.4.5.0 |
| VAT Previewer | 1.8.6.1 |
| Regional Results | 1.1.0.0 |

IV. Functional Testing

A. EVS 5.2.2.0 (base voting system)

As required by Wis. Admin. Code EL s. 7.02(1), WEC staff conducted three mock elections with each component of EVS 5.2.2.0 to ensure the voting system conforms to all Wisconsin requirements: a Partisan Primary, a General Election with both a presidential and gubernatorial vote, and a Presidential Preference vote combined with a nonpartisan election.

WEC staff designed a test deck of more than 1,050 ballots using various configurations of votes over the three mock elections to verify the accuracy and functional capabilities of the EVS 5.2.2.0. A three-person team of WEC staff transferred the markings on the test deck spreadsheet for each mock election to blank ballots provided by ES&S. WEC staff fed these ballots through the DS200, DS450 and DS850. The functionality of the ExpressVote was tested by marking 72 ballot cards with the equipment across the three mock elections. A total of 60 ballots were marked on the AutoMARK, including 10 ballots for each mock election and 30 ballots in total for the test ballots used during the modem testing for EVS 5.3.2.0. The votes captured by the ExpressVote and ballots marked with the AutoMARK were verified by WEC staff before being scanned and counted by the DS200, DS450 and DS850. WEC staff determined the results produced by the three tabulators were accurate and matched the test deck script.

Votes were recorded on test deck ballots in a variety of configurations in all contests to ensure that the programming of the tabulation equipment was compatible with Wisconsin election law, and that the equipment processed ballot markings in accordance with statutory requirements. Ballots were purposefully marked with overvoted contests and the equipment was able to consistently identify those scenarios and inform the voter about the specific contest, or contests, that were problematic. Ballots for both the Partisan Primary and Presidential Preference mock elections were also marked with votes that crossed party lines and, in each instance, the machines were able to identify those crossover votes and display the warning screen to the voter. Two different ballot styles were used for each mock election and one ballot style in each election had a special election contest included on the ballot. This inclusion was used to determine if the equipment could be programmed to accommodate multiple election definitions on the same ballot style and produce accurate results. In all instances, the equipment was found to have accurately tabulated votes and correctly reflected Wisconsin election law in the programming.

The test decks used for this campaign were also designed to determine what constitutes a readable mark by each piece of tabulation equipment included in this system. A subset of ballots in the test deck were marked using “special marks.” The ballots with special marks were processed by the tabulation equipment. WEC staff reviewed the results to determine which of the special marks were read by the machines. The below chart illustrates actual marks from test deck ballots that were successfully read and counted as “good marks” by the DS200, DS450 and DS850.

| Examples of Marks Read by the EVS 5.2.2.0 Components during Testing | | | | |
|---|--|--|---|---|
| <input type="radio"/> Bob Hublou | <input type="radio"/> Bob Hublou | <input type="radio"/> Bob Hublou | <input type="radio"/> Amy PrettyJohn | <input type="radio"/> Amy PrettyJohn |
| <input checked="" type="radio"/> Jack Sheppard | <input checked="" type="radio"/> Jack Sheppard | <input checked="" type="radio"/> Jack Sheppard | <input checked="" type="radio"/> Zack Shubkagel | <input checked="" type="radio"/> Zack Shubkagel |
| <input type="radio"/> Write-in | <input type="radio"/> Write-in | <input type="radio"/> Write-in | <input type="radio"/> Write-in | <input type="radio"/> Write-in |

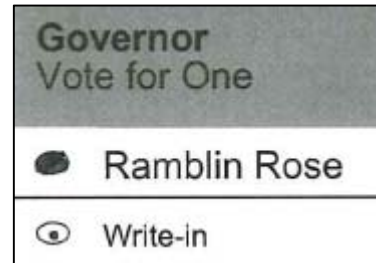
All three pieces of equipment were able to correctly read marks in pencil, black pen, blue pen, red pen, and green pen as well as those made by markers provided by ES&S. The test decks also included ballots folded to simulate absentee ballots and ballots with slight tears in them. Blanks ballots and voted photocopies of ballots were also included to determine how each of the three different tabulators would treat these ballots. Folded ballots were able to be processed without issue on the DS200, DS450 and DS850, while all three pieces of equipment also processed the slightly torn ballots without incident. The DS200 was able to identify the blank ballots and provide a warning message to the voter that indicated the ballot was blank and provide options to return the ballot or cast it as is. This functionality was not tested on the DS450 or DS850, as those tabulators are used at central count locations where voters are not present to correct ballot errors.

Write-in votes are marked by the tabulator with a small pink circle and depending on the ballot box used, may or may not be diverted into a separate write-in bin by the DS200. This voting system can be easily configured to capture images of ballots with write-ins and store them on the external USB flash drive, which would permit write-in votes to be easily verified within the ElectionWare EMS. However, this would not replace the need for inspectors to manually

inspect each ballot to detect write-in votes where the voter did not fill in the target area next to the write-in line, but still used the write-in line.

The majority of ballots in the test deck were processed without incident during the campaign, but several anomalies and inconsistencies were also identified. One inconsistency was that ballots marked in pencil with erasure marks were not read the same by each of the three machines. In multiple instances, a ballot with an erasure mark that was not counted by one piece of equipment was treated as a “good mark” by a different piece of equipment in the system. Other test ballots that contained lighter erasure marks were treated uniformly by all three tabulators.

In addition, ballots that were purposefully marked with slight resting marks were also not treated consistently across all three machines. In the example provided at right, the DS850 did not read the resting mark in the write-in oval as a vote and counted the ballot, but the DS450 and DS200 both read the mark as unclear and would not accept the ballot as marked. Additional test ballots that were marked with lighter resting marks within an oval, or with resting marks touching the edge or outside of the oval were all treated the same by the three machines and these marks did not negatively impact the counting of votes on those ballots.



Anomalies such as these are common during a testing campaign and are identified by the purposeful inclusion of ambiguous marks on test deck ballots. In both of these instances, voter behavior in marking the ballot (dark erasure smudge and resting mark within an oval) played a significant role in the disposition of those ballots by the voting equipment. Testing results and staff observation of the system indicate that EVS 5.2.2.0 consistently identifies and tabulates correctly marked votes in a uniform fashion. The system is also flexible enough to correctly interpret special marks made within an oval while not considering resting or stray marks made outside of an oval.

B. EVS 5.3.2.0 (base voting system with modeming functionality)

WEC staff conducted functional testing of EVS 5.3.2.0 in two counties (Outagamie and Dodge) based on the *Voting Systems Standards, Testing Protocols and Procedures Pertaining to the Use of Communication Devices in Wisconsin*. A four-person team of WEC staff conducted this testing campaign. At least two representatives from ES&S were on hand in each county to provide technical support. ES&S also provided four (4) DS200s equipped with modems (three with wireless modems and one with an analog modem) and a portable EMS environment, which included a SFTP client, firewall, and ERM software. In each location, ES&S set up the portable environment in a county office to receive test election results from each municipal testing location. In each municipal location, WEC staff inserted a pre-marked package of 10 test ballots through the DS200 to create an election results packet to transmit to the county office. A WEC staff member was present at the county office to observe how the portable EMS environment handled the transmissions.

i. Outagamie County

On May 11, 2017, WEC staff conducted tests on the EVS 5.3.2.0 modem component in three municipalities: Town of Greenville, Town of Freedom and City of Seymour. ES&S conducted pre-testing of the EVS 5.3.2.0 modem component in Outagamie County prior to testing. A DS200 equipped with a wireless modem was tested in all three municipalities. Additionally, a DS200 equipped with an analog modem was tested in the Town of Greenville. A test script was used to ensure that each machine conforms to the communications device standards and was able to transmit accurate election results data from the DS200 to the Election Reporting Manager.

| Municipality | Type of Modem | Signal Strength |
|---------------------|----------------------|------------------------|
| City of Seymour | Wireless – Verizon | 4 bars |
| Town of Freedom | Wireless – AT&T | 3-5 bars |
| Town of Greenville | Wireless – Sprint | 5 bars |
| Town of Greenville | Analog | Connected |

WEC staff successfully transmitted election results from each of the three municipalities using wireless modems and, in the Town of Greenville, using an analog modem. The test script calls for the verification of several certification standards and then requires 10 results sets to be transmitted from the DS200. All four of the machines were able to successfully transmit multiple results with a 60% success rate during this portion of testing. The functional testing concludes with a stress test where WEC staff attempt to transmit results simultaneously from all of the machines for a set period of time and each machine was able to transmit at least one results set during the stress test. Staff experienced two different situations when transmission attempts failed. First, the DS200 displayed a “server error” message on several occasions that indicates a failure to establish the necessary connection between the modem and the ERM server. The second scenario occurred when staff received a message that the line was ‘busy’ and could not accept transmissions at that time. This scenario occurred during the stress test when multiple machines were attempting to transmit results during a controlled time period.

| Location | Modem Type | Initial Transmission | Load Test Results |
|--------------------|--------------------|-----------------------------|--------------------------|
| Town of Greenville | Analog | 5 of 10 | 1 of 7 |
| Town of Greenville | Wireless - Sprint | 7 of 10 | 3 of 16 |
| City of Seymour | Wireless - Verizon | 6 of 10 | 4 of 23 |
| Town of Freedom | Wireless – AT&T | 6 of 10 | 3 of 18 |
| Totals | | 24 of 40 | 11 of 64 |

ii. Dodge County

On May 16, 2017, WEC staff conducted tests on the EVS 5.3.2.0 modem component in three municipalities: Town of Ashippun, Town of Trenton and Village of Lomira. ES&S conducted pre-testing of the EVS 5.3.2.0 modem component in Dodge County prior to testing. A DS200 equipped with a wireless modem was tested in all three municipalities. Additionally, a DS200

equipped with an analog modem was tested in the Town of Ashippun. The same test script that was used in Outagamie County was again used during this portion of the test campaign.

| Municipality | Type of Modem | Signal Strength |
|-------------------|--------------------|-------------------|
| Town of Ashippun | Wireless - Sprint | 2-3 bars |
| Town of Ashippun | Analog | Could not connect |
| Town of Trenton | Wireless – AT&T | 4 bars |
| Village of Lomira | Wireless - Verizon | 3 bars |

WEC staff successfully transmitted election results from each of the three municipalities using wireless modems. The test script calls for the verification of several certification standards and then requires 10 results sets to be transmitted from the DS200. The three machines with wireless modems each were able to successfully transmit all 10 results sets during this portion of testing. The functional testing concludes with a stress test where WEC staff attempt to transmit results simultaneously from all of the machines for a set period of time and each machine was able to transmit at least 11 results set during the stress test with only one overall transmission failure.

WEC staff, along with assistance from the onsite ES&S representative, could not complete a successful transmission from the DS200 with the analog modem in the Town of Ashippun. Prior to testing, both WEC staff and ES&S representatives confirmed that an active analog line was present at the facility where testing was conducted. The municipal clerk confirmed that the line was available and is used on election night to transmit results from their existing voting equipment. Despite this, the analog modem in the DS200 was not able to connect and transmit results to the ERM from the Town of Ashippun municipal office. To ensure that the tabulator with the analog modem was functioning properly, WEC staff successfully transmitted results to the ERM using the same machine via the analog line in the Dodge County Clerk’s office before testing concluded.

| Location | Modem Type | Initial Transmission | Load Test Results |
|-------------------|--------------------|----------------------|-------------------|
| Town of Ashippun | Analog | N/A | N/A |
| Town of Ashippun | Wireless - Sprint | 10 of 10 | 14 of 14 |
| Village of Lomira | Wireless - Verizon | 10 of 10 | 11 of 11 |
| Town of Trenton | Wireless – AT&T | 10 of 10 | 11 of 12 |
| Totals | | 40 of 40 | 36 of 37 |

Other testing notes:

- WEC staff experienced no issues with the wireless modem component. However, questions remain over the reliability of the wired modem component because of the uncertainty over the quality of analog phone lines. WEC staff would recommend any purchasing jurisdiction choosing the wired modem option test their analog line and the DS200 prior to each election. These tests should include line specification and quality tests along with operation verification testing of the DS200.
- The success rate of modem transmission attempts is largely dependent on the presence of reliable infrastructure. Staff is confident that the modeming functionality of EVS 5.3.2.0 performs as described by the vendor in the application materials. It is recommended that purchasing jurisdictions assess their current infrastructure to

determine compatibility with EVS 5.3.20 and identify any necessary upgrades that may impact their purchasing and implementation budget.

V. Public Demonstration

A public demonstration of the EVS 5.2.2.0 was held on May 9, 2017, from 4:30 p.m. to 6:00 p.m. in Madison at the WEC office. The public meeting is designed to allow members of the public the opportunity to use the voting system and provide comment. There were no attendees at the public demonstration.

VI. Wisconsin Elections Commission Voting Equipment Review Panel Meeting

In an effort to continue to receive valuable feedback from election officials and community advocates during the voting equipment approval process, the Wisconsin Elections Commission formed a Voting Equipment Review Panel that serves in a similar capacity as the former Wisconsin Election Administration Council which was eliminated as part of the 2016 legislation that created the Wisconsin Elections Commission. Wis. Admin. Code EL s. 7.02(2), permits the agency to use a panel of local election officials and electors to assist in the review of voting systems.

Eight of the 22 invited participants attended the Voting Equipment Review Panel Meeting which is composed of municipal and county clerks, advocates for voters with disabilities, and advocates for the interests of the voting public. The meeting took place at the WEC office in Madison on May 9, 2017, from 3:00 p.m. to 4:00 p.m. and a representative from ES&S provided a demonstration of the EVS 5.2.2.0 with attendees encouraged to test the equipment. In addition to the Review Panel participants, one member of the public, two members of the media and WEC staff attended the meeting. The modeming component of the EVS 5.3.2.0 was discussed but not demonstrated during the meeting. Comments and feedback from the Voting Equipment Review Panel meeting are included in Appendix E.

VII. Statutory Compliance

Wis. Stat. §5.91 provides the following requirements voting systems must meet to be approved for use in Wisconsin. Please see the below text of each requirement and staff’s analysis of the EVS 5.2.2.0 and EVS 5.3.2.0’s compliance with the standards.

| |
|---|
| § 5.91 (1) |
| The voting system enables an elector to vote in secret. |
| Staff Analysis |
| The ES&S voting systems meet this requirement by allowing a voter to vote a paper ballot in the privacy of a voting booth or at the accessible voting station without assistance. |

| |
|--|
| § 5.91 (3) |
| The voting system enables the elector, for all elections, except primary elections, to vote for a ticket selected in part from the nominees of one party, and in part from nominees from other parties and write-in candidates |
| Staff Analysis |
| The ES&S voting systems allow voter to split their ballot among as many parties |

as they wish during any election that is not a partisan primary.

§ 5.91 (4)

The voting system enables an elector to vote for a ticket of his or her own selection for any person for any office for whom he or she may desire to vote whenever write-in votes are permitted.

Staff Analysis

The ES&S voting systems allow write-in votes where permitted.

§ 5.91 (5)

The voting systems accommodate all referenda to be submitted to electors in the form provided by law.

Staff Analysis

The ES&S voting systems meet this requirement.

§ 5.91 (6)

The voting system permits an elector in a primary election to vote for the candidates of the recognized political party of his or her choice, and the system rejects any ballot on which votes are cast in the primary of more than one recognized political party, except where a party designation is made or where an elector casts write-in votes for candidates of more than one party on a ballot that is distributed to the elector.

Staff Analysis

The ES&S voting systems can be configured to always reject crossover votes without providing an opportunity for the voter to override. The system can also be programmed to provide a warning screen to the voter that identifies any contest with crossover votes. Either one of these programming options allows these systems to meet this requirement. The warning screen provides options where the voter can choose to have their ballot returned to them or they can cast the ballot without correcting the crossover vote. The use of the override function was previously prohibited by statute, but Wis. Stats. §5.85(2)(b) expressly allows for the optional use of the override function in event of an overvote and the WEC has applied the same standard to the use of the override function in the event of crossover vote.

§ 5.91 (7)

The voting system enables the elector to vote at an election for all persons and offices for whom and for which the elector is lawfully entitled to vote; to vote for as many persons for an office as the elector is entitled to vote for; to vote for or against any question upon which the elector is entitled to vote; and it rejects all choices recorded on a ballot for an office or a measure if the number of choices exceeds the number which an elector is entitled to vote for on such office or on such measure, except where an elector casts excess write-in votes upon a ballot that is distributed to the elector.

Staff Analysis

The ES&S voting systems can be configured to always reject overvotes without providing an opportunity for the voter to override. The system can also be programmed to provide a warning screen to the voter that identifies any contest

with an overvote. Either one of these programming options allows these systems to meet this requirement. The warning screen provides options where the voter can choose to have their ballot returned to them or they can cast the ballot without correcting the overvote. The use of the override function was previously prohibited by statute, but Wis. Stats. §5.85(2)(b) expressly allows for the optional use of the override function in event of an overvote.

| |
|--|
| § 5.91 (8) |
| The voting system permits an elector at a General Election by one action to vote for the candidates of a party for President and Vice President or for Governor and Lieutenant Governor. |
| Staff Analysis |
| The ES&S voting systems meet this requirement. |

| |
|--|
| § 5.91 (9) |
| The voting system prevents an elector from voting for the same person more than once, except for excess write-in votes upon a ballot that is distributed to the elector. |
| Staff Analysis |
| The ES&S voting systems meet this requirement. |

| |
|---|
| § 5.91 (10) |
| The voting system is suitably designed for the purpose used, of durable construction, and is usable safely, securely, efficiently and accurately in the conduct of elections and counting of ballots. |
| Staff Analysis |
| The ES&S voting systems meet this requirement. |

| |
|---|
| § 5.91 (11) |
| The voting system records and counts accurately every vote and maintains a cumulative tally of the total votes cast that is retrievable in the event of a power outage, evacuation or malfunction so that the records of votes cast prior to the time that the problem occurs is preserved. |
| Staff Analysis |
| The ES&S voting systems meet this requirement. |

| |
|--|
| § 5.91 (12) |
| The voting system minimizes the possibility of disenfranchisement of electors as the result of failure to understand the method of operation or utilization or malfunction of the ballot, voting system, or other related equipment or materials. |
| Staff Analysis |
| The ES&S voting systems can be programmed to provide warning screens to the voter that identifies any problem with their ballot. The warning screens provide an explanation of the problem and allow the voter to have their ballot returned to them to review and correct the error. The systems can be configured to always reject overvotes and crossover votes without providing an opportunity for the voter to override. |

| |
|--|
| § 5.91 (13) |
| The automatic tabulating equipment authorized for use in connection with the system includes a mechanism which makes the operator aware of whether the equipment is malfunctioning in such a way that an inaccurate tabulation of the votes could be obtained. |
| Staff Analysis |
| The ES&S voting systems meet this requirement. |

| |
|--|
| § 5.91 (14) |
| The voting system does not use any mechanism by which a ballot is punched or punctured to record the votes cast by an elector. |
| Staff Analysis |
| The ES&S voting systems do not use any such mechanism to record votes. |

| |
|--|
| § 5.91 (15) |
| The voting system permits an elector to privately verify the votes selected by the elector before casting his or her ballot. |
| Staff Analysis |
| The ES&S voting systems meet this requirement. |

| |
|---|
| § 5.91 (16) |
| The voting system provides an elector the opportunity to change his or her votes and to correct any error or to obtain a replacement for a spoiled ballot prior to casting his or her ballot. |
| Staff Analysis |
| The ES&S voting systems meet this requirement. |

| |
|---|
| § 5.91 (17) |
| Unless the ballot is counted at a central counting location, the voting system includes a mechanism for notifying an elector who attempts to cast an excess number of votes for a single office the ballot will not be counted, and provides the elector with an opportunity to correct his or her ballot or to receive a replacement ballot. |
| Staff Analysis |
| The ES&S voting systems meet this requirement. |

| |
|---|
| § 5.91 (18) |
| If the voting system consists of an electronic voting machine, the voting system generates a complete, permanent paper record showing all votes cast by the elector, that is verifiable by the elector, by either visual or nonvisual means as appropriate, before the elector leaves the voting area, and that enables a manual count or recount of each vote cast by the elector. |
| Staff Analysis |
| Since the ES&S voting systems presented for approval require paper ballots to be used to cast votes, this requirement does not apply. |

The Help America Vote Act of 2002 (HAVA) also provides the following applicable requirements that voting systems must meet:

| |
|--|
| HAVA § 301(a)(1)(A) |
| The voting system shall: (i) permit the voter to verify (in a private and independent manner) the votes selected by the voter on the ballot before the ballot is cast and counted; (ii) provide the voter with the opportunity (in a private and independent manner) to change the ballot or correct any error before the ballot is cast and counted (including the opportunity to correct the error through the issuance of a replacement ballot if the voter was otherwise unable to change the ballot or correct any error); and (iii) if the voter selects votes for more than one candidate for a single office – (I) notify the voter that the voter has selected more than one candidate for a single office on the ballot; (II) notify the voter before the ballot is cast and counted of the effect of casting multiple votes for the office; and, (III) provide the voter with the opportunity to correct the ballot before the ballot is cast and counted |
| HAVA § 301(a)(1)(C) |
| The voting system shall ensure that any notification required under this paragraph preserves the privacy of the voter and the confidentiality of the ballot. |
| HAVA § 301(a)(3)(A) |
| The voting system shall— (A) be accessible for individuals with disabilities, including nonvisual accessibility for the blind and visually impaired, in a manner that provides the same opportunity for access and participation (including privacy and independence) as other voters |
| Staff Analysis |
| The ES&S voting systems meet these requirements. |

VIII. Recommendations

Staff has reviewed the application materials, including the technical data package and testing lab report, and examined the results from the functional and modeming test campaigns to determine if these systems are compliant with both state and federal certification laws. The EVS 5.2.2.0 complies with all applicable state and federal requirements. As the EVS 5.2.2.0 is the base voting system for the EVS 5.3.2.0, the EVS 5.3.2.0 also meets this goal. The voting systems met all standards over three mock elections and staff determined they can successfully run a transparent, fair, and secure election in compliance with Wisconsin Statutes. The systems also enhance access to the electoral process for individuals with disabilities with the inclusion of the ExpressVote vote capture system and the AutoMARK ballot-marking device.

1. WEC staff recommends approval of ES&S voting system EVS 5.2.2.0 and components set forth in the tables on pages 3 and 8 above, except for the ExpressLink Application. This voting system accurately completed the three mock elections and was able to accommodate the voting requirements of the Wisconsin election process. Additionally, WEC staff recommends approval of ES&S voting system EVS 5.3.2.0 and components set forth in the tables on pages 11 and 12 above, except for the ExpressLink Application. This recommendation is based on the VSTL report provided by NTS and on this voting system successfully completing a functional test according to the *Voting Systems Standards, Testing Protocols and Procedures Pertaining to the Use of Communication Devices in Wisconsin*.
2. WEC staff recommends that as a continuing condition of the WEC's approval, that ES&S may not impose customer deadlines contrary to requirements provided in Wisconsin Statutes, as determined by the WEC. In order to enforce this provision, local jurisdictions purchasing ES&S equipment shall also include such a provision in their respective purchase contract or amend their contract if such a provision does not currently exist.
3. WEC staff does not recommend ExpressLink application software as part of the WEC's approval. This product is not required for the ExpressVote to function, lacks EAC certification, and is not a component that has a framework for approval pursuant to the WEC's current protocols.
4. WEC staff recommends that as a continuing condition of the WEC's approval, that this system must always be configured to include the following options:
 - a. Automatic rejection of crossover and overvoted ballots with or without the option to override.
 - b. Automatic rejection of all improper ballots except blank ballots.
 - c. Digital ballot images to be captured for all ballots tabulated by the system.
5. As part of US EAC certificate: ESSEVS5220, only equipment included in this certificate is allowed to be used together to conduct an election in Wisconsin. Previous versions that were approved for use by the former Elections Board and the G.A.B. are not compatible with the new ES&S voting system, and are not to be used together with the equipment seeking approval by the WEC, as this would void the US EAC certificate. If a jurisdiction upgrades to EVS 5.2.2.0, it needs to upgrade each and every component of the voting system to the requirements of what is approved herein. Likewise, if a jurisdiction upgrades to EVS 5.3.2.0, it needs to upgrade each and every component of the voting system to the requirements of what is approved herein.
6. WEC staff recommends that as a condition of approval, ES&S shall abide by applicable Wisconsin public records laws. If, pursuant to a proper public records request, the customer receives a request for matters that might be proprietary or confidential, customer will notify ES&S, providing the same with the opportunity to either provide customer with the record that is requested for release to the requestor, or shall advise customer that ES&S objects to the release of the information, and provide the legal and factual basis of the objection. If for any reason, the customer concludes that customer is obligated to provide such records, ES&S shall provide such records immediately upon customer's request.

ES&S shall negotiate and specify retention and public records production costs in writing with customers prior to charging said fees. In absence of meeting such conditions of approval, ES&S shall not charge customer for work performed pursuant to a proper public records request, except for the “actual, necessary, and direct” charge of responding to the records request, as that is defined and interpreted in Wisconsin law, plus shipping, handling, and chain of custody.

7. The Wisconsin application for approval contains a condition that requires the vendor to reimburse the WEC for all costs associated with the testing campaign and certification process. ES&S agreed to this requirement on the applications submitted to WEC on March 3, 2017 requesting the approval of EVS 5.2.2.0 and 5.3.2.0.

IX. Proposed Motion

MOTION: The Wisconsin Elections Commission adopts the staff’s recommendations for approval of the ES&S voting system’s Application for Approval of EVS 5.2.2.0 in compliance with US EAC certificate ESSEVS5220 including the conditions described above and the ES&S voting system’s Application for Approval of EVS 5.3.2.0 including the conditions described above.

Appendices

- Appendix A: Wisconsin Statutes § 5.91
- Appendix B: Wisconsin Administrative Code EL 7
- Appendix C: US-EAC Certificate of Conformance / Scope of Certification
- Appendix D: *Voting Systems Standards, Testing Protocols and Procedures Pertaining to the Use of Communication Devices in Wisconsin*
- Appendix E: Wisconsin Voting Equipment Review Panel Feedback

Appendix A: Wis. Stat. § 5.91

5.91 Requisites for approval of ballots, devices and equipment. No ballot, voting device, automatic tabulating equipment, or related equipment and materials to be used in an electronic voting system may be utilized in this state unless it is certified by the commission. The commission may revoke its certification of any ballot, device, equipment, or materials at any time for cause. The commission may certify any such voting device, automatic tabulating equipment, or related equipment or materials regardless of whether any such item is approved by the federal election assistance commission, but the commission may not certify any ballot, device, equipment, or material to be used in an electronic voting system unless it fulfills the following requirements:

- (1) It enables an elector to vote in secrecy and to select the party for which an elector will vote in secrecy at a partisan primary election.
- (3) Except in primary elections, it enables an elector to vote for a ticket selected in part from the nominees of one party, and in part from the nominees of other parties, and in part from independent candidates and in part of candidates whose names are written in by the elector.
- (4) It enables an elector to vote for a ticket of his or her own selection for any person for any office for whom he or she may desire to vote whenever write-in votes are permitted.
- (5) It accommodates all referenda to be submitted to the electors in the form provided by law.
- (6) The voting device or machine permits an elector in a primary election to vote for the candidates of the recognized political party of his or her choice, and the automatic tabulating equipment or machine rejects any ballot on which votes are cast in the primary of more than one recognized political party, except where a party designation is made or where an elector casts write-in votes for candidates of more than one party on a ballot that is distributed to the elector.
- (7) It permits an elector to vote at an election for all persons and offices for whom and for which the elector is lawfully entitled to vote; to vote for as many persons for an office as the elector is entitled to vote for; to vote for or against any question upon which the elector is entitled to vote; and it rejects all choices recorded on a ballot for an office or a measure if the number of choices exceeds the number which an elector is entitled to vote for on such office or on such measure, except where an elector casts excess write-in votes upon a ballot that is distributed to the elector.
- (8) It permits an elector, at a presidential or gubernatorial election, by one action to vote for the candidates of a party for president and vice president or for governor and lieutenant governor, respectively.
- (9) It prevents an elector from voting for the same person more than once for the same office, except where an elector casts excess write-in votes upon a ballot that is distributed to the elector.
- (10) It is suitably designed for the purpose used, of durable construction, and is usable safely, securely, efficiently and accurately in the conduct of elections and counting of ballots.
- (11) It records correctly and counts accurately every vote properly cast and maintains a cumulative tally of the total votes cast that is retrievable in the event of a power outage, evacuation or malfunction so that the records of votes cast prior to the time that the problem occurs is preserved.

- (12)** It minimizes the possibility of disenfranchisement of electors as the result of failure to understand the method of operation or utilization or malfunction of the ballot, voting device, automatic tabulating equipment or related equipment or materials.
- (13)** The automatic tabulating equipment authorized for use in connection with the system includes a mechanism which makes the operator aware of whether the equipment is malfunctioning in such a way that an inaccurate tabulation of the votes could be obtained.
- (14)** It does not employ any mechanism by which a ballot is punched or punctured to record the votes cast by an elector.
- (15)** It permits an elector to privately verify the votes selected by the elector before casting his or her ballot.
- (16)** It provides an elector with the opportunity to change his or her votes and to correct any error or to obtain a replacement for a spoiled ballot prior to casting his or her ballot.
- (17)** Unless the ballot is counted at a central counting location, it includes a mechanism for notifying an elector who attempts to cast an excess number of votes for a single office that his or her votes for that office will not be counted, and provides the elector with an opportunity to correct his or her ballot or to receive and cast a replacement ballot.
- (18)** If the device consists of an electronic voting machine, it generates a complete, permanent paper record showing all votes cast by each elector, that is verifiable by the elector, by either visual or nonvisual means as appropriate, before the elector leaves the voting area, and that enables a manual count or recount of each vote cast by the elector.

History: [1979 c. 311](#); [1983 a. 484](#); [1985 a. 304](#); [2001 a. 16](#); [2003 a. 265](#); [2005 a. 92](#); [2011 a. 23, 32](#); [2015 a. 118 s. 266 \(10\)](#); [2015 a. 261](#); s. 35.17 correction in (intro.).

Cross-reference: See also ch. [EL 7](#), Wis. adm. code.

Appendix B: Wis. Admin. Code Ch. EL 7

Chapter EL 7

APPROVAL OF ELECTRONIC VOTING EQUIPMENT

[EL 7.01](#) Application for approval of electronic voting system.

[EL 7.02](#) Agency testing of electronic voting system.

[EL 7.03](#) Continuing approval of electronic voting system.

Note: Chapter EIBd 7 was renumbered chapter GAB 7 under s. 13.92 (4) (b) 1., Stats., and corrections made under s. 13.92 (4) (b) 7., Stats., [Register April 2008 No. 628](#). Chapter GAB 7 was renumbered Chapter EL 7 under s. 13.92 (4) (b) 1., Stats., [Register June 2016 No. 726](#).

EL 7.01 Application for approval of electronic voting system.

(1) An application for approval of an electronic voting system shall be accompanied by all of the following:

(a) A signed agreement that the vendor shall pay all costs, related to approval of the system, incurred by the elections commission, its designees and the vendor.

(b) Complete specifications for all hardware, firmware and software.

(c) All technical manuals and documentation related to the system.

(d) Complete instruction materials necessary for the operation of the equipment and a description of training available to users and purchasers.

(e) Reports from an independent testing authority accredited by the national association of state election directors (NASSED) demonstrating that the voting system conforms to all the standards recommended by the federal elections commission.

(f) A signed agreement requiring that the vendor shall immediately notify the elections commission of any modification to the voting system and requiring that the vendor will not offer, for use, sale or lease, any modified voting system, if the elections commission notifies the vendor that the modifications require that the system be approved again.

(g) A list showing all the states and municipalities in which the system has been approved for use and the length of time that the equipment has been in use in those jurisdictions.

(2) The commission shall determine if the application is complete and, if it is, shall so notify the vendor in writing. If it is not complete, the elections commission shall so notify the vendor and shall detail any insufficiencies.

(3) If the application is complete, the vendor shall prepare the voting system for three mock elections, using offices, referenda questions and candidates provided by the elections commission.

History: Cr. [Register, June, 2000, No. 534](#), eff. 7-1-00; **correction in (1) (a), (f), (2), (3) made under s. 13.92 (4) (b) 6., Stats., [Register June 2016 No. 726](#).**

EL 7.02 Agency testing of electronic voting system.

(1) The elections commission shall conduct a test of a voting system, submitted for approval under s. [EL 7.01](#), to ensure that it meets the criteria set out in s. [5.91](#), Stats. The test shall be conducted

using a mock election for the partisan primary, a mock general election with both a presidential and gubernatorial vote, and a mock nonpartisan election combined with a presidential preference vote.

(2) The elections commission may use a panel of local election officials and electors to assist in its review of the voting system.

(3) The elections commission may require that the voting system be used in an actual election as a condition of approval.

History: Cr. [Register, June, 2000, No. 534](#), eff. 7-1-00; **correction in (1) to (3) made under s. 13.92 (4) (b) 6., Stats., and correction in (1) made under s. 13.92 (4) (b) 7., Stats., Register June 2016 No. 726.**

EL 7.03 Continuing approval of electronic voting system.

(1) The elections commission may revoke the approval of any existing electronic voting system if it does not comply with the provisions of this chapter. As a condition of maintaining the elections commission's approval for the use of the voting system, the vendor shall inform the elections commission of all changes in the hardware, firmware and software and all jurisdictions using the voting system.

(2) The vendor shall, at its own expense, furnish, to an agent approved by the elections commission, for placement in escrow, a copy of the programs, documentation and source code used for any election in the state.

(3) The electronic voting system must be capable of transferring the data contained in the system to an electronic recording medium, pursuant to the provisions of s. [7.23](#), Stats.

(4) The vendor shall ensure that election results can be exported on election night into a statewide database developed by the elections commission.

(5) For good cause shown, the elections commission may exempt any electronic voting system from strict compliance with this chapter.

History: Cr. [Register, June, 2000, No. 534](#), eff. 7-1-00; **correction in (1), (4), (5) made under s. 13.92 (4) (b) 6., Stats. and corrections in (5) made under s. 13.92 (4) (b) 7., Stats., and s. 35.17, Stats., Register June 2016 No. 726.**

Appendix C: US-EAC Certificate of Conformance / Scope of Certification

This document begins on the next page.



United States Election Assistance Commission



Certificate of Conformance

ES&S EVS 5.2.2.0

The voting system identified on this certificate has been evaluated at an accredited voting system testing laboratory for conformance to the 2005 *Voluntary Voting System Guidelines (2005 VVSG)*. Components evaluated for this certification are detailed in the attached Scope of Certification document. This certificate applies only to the specific version and release of the product in its evaluated configuration. The evaluation has been verified by the EAC in accordance with the provisions of the EAC *Voting System Testing and Certification Program Manual* and the conclusions of the testing laboratory in the test report are consistent with the evidence adduced. This certificate is not an endorsement of the product by any agency of the U.S. Government and no warranty of the product is either expressed or implied.

Product Name: ES&S Voting System (EVS)

Model or Version: 5.2.2.0

Name of VSTL: NTS Huntsville

EAC Certification Number: ESSEVS5220

Date Issued: February 27, 2017

Executive Director
U.S. Election Assistance Commission

Scope of Certification Attached

Manufacturer: Election Systems & Software
System Name: EVS 5.2.2.0
Certificate: ESSEVS5220

Laboratory: NTS Huntsville
Standard: VVSG 1.0 (2005)
Date: February 27, 2017



Scope of Certification

This document describes the scope of the validation and certification of the system defined above. Any use, configuration changes, revision changes, additions or subtractions from the described system are not included in this evaluation.

Significance of EAC Certification

An EAC certification is an official recognition that a voting system (in a specific configuration or configurations) has been tested to and has met an identified set of Federal voting system standards. An EAC certification is **not**:

- An endorsement of a Manufacturer, voting system, or any of the system's components.
- A Federal warranty of the voting system or any of its components.
- A determination that a voting system, when fielded, will be operated in a manner that meets all HAVA requirements.
- A substitute for State or local certification and testing.
- A determination that the system is ready for use in an election.
- A determination that any particular component of a certified system is itself certified for use outside the certified configuration.

Representation of EAC Certification

Manufacturers may not represent or imply that a voting system is certified unless it has received a Certificate of Conformance for that system. Statements regarding EAC certification in brochures, on Web sites, on displays, and in advertising/sales literature must be made solely in reference to specific systems. Any action by a Manufacturer to suggest EAC endorsement of its product or organization is strictly prohibited and may result in a Manufacturer's suspension or other action pursuant to Federal civil and criminal law.

System Overview:

ES&S EVS 5.2.2.0 is comprised of the ExpressVote Universal Voting System (ExpressVote), DS200 Precinct Digital Scanner (DS200), DS450 mid-range Central Count Digital Scanner (DS450), DS850 high-speed Central Count Digital Scanner (DS850), AutoMARK Voter Assist Terminal (AutoMARK A100, A200 & A300), Electionware, Election Reporting Manager (ERM), ES&S Event Log Service, and Removable Media Service (RMS).

- The ExpressVote is a universal vote capture device designed for all voters, with independent voter-verifiable paper record that is digitally scanned for tabulation. This system combines paper-based voting with touch screen technology. The ExpressVote includes a mandatory vote summary screen that requires voters to confirm or revise selections prior to printing the summary of ballot selections using the internal thermal

printer. Once printed, ES&S ballot scanners process the vote summary card. The ExpressVote can serve all voters, including those with special needs, allowing voters to cast ballots autonomously. ES&S has fully integrated the ExpressVote with the existing suite of ES&S voting system products.

- DS200 digital scanner is a paper ballot tabulator designed for use as a polling place scanner. After the voter makes their selections on their paper ballot, their ballot is inserted into the unit for immediate tabulation. Both sides of the ballot are scanned at the same time using a high-resolution image-scanning device that produces ballot images.
- The DS450 mid-range scanner and tabulator that simultaneously scans the front and back of a paper ballot and/or vote summary card. TruGrip™ technology insures that multiple sets of rollers are controlling the ballot in the transport at all times. This provides for reliable handling of ballots; even folded ballots. It can also read ballots in any of four orientations. The DS450 uses our patented Positive Target Recognition and Compensation™ (PTRAC) and Intelligent Mark Recognition™ (IMR) technology to determine what constitutes as a mark for a candidate. It sorts tabulated ballots into discrete output bins without interrupting scanning. Optionally, this device may be configured to transmit tabulation results to the results server through a closed network connection rather than using physically transported USB flash drives.
- The DS850 is a high-speed, digital scan central ballot counter that uses cameras and imaging algorithms to capture voter selections on the front and back of a ballot, evaluate results and then sort ballots into discrete bins without interrupting scanning. A dedicated audit printer generates a continuous event log. Machine level reports are produced from a second, laser printer. The scanner saves voter selections and ballot images to an internal hard disk and exports results to a USB Memory stick for processing with Election Reporting Manager.
- AutoMARK Voter Assist Terminal enables voters who are visually or physically impaired and voters more comfortable reading or hearing instructions and choices in an alternative language to privately mark optical scan ballots. The AutoMARK supports navigation through touchscreen, physical keypad or ADA support peripheral such as a sip and puff device or two position switch.
- Electionware integrates the election administration functionality into a unified application. Its intended use is to define an election and create the resultant media files used by the ExpressVote, DS200 tabulator, AutoMARK® Voter Assist Terminal (VAT), the DS450 Central Ballot Scanner, the DS850 Central Ballot Scanner, and Election Reporting Manager (ERM). An integrated ballot viewer allows election officials to view the scanned ballot and captured ballot data side-by-side and produce ballot reports.
- Election Reporting Manager (ERM) generates paper and electronic reports for election workers, candidates, and the media. Jurisdictions can use a separate ERM installation to display updated election totals on a monitor as ballot data is tabulated, and send the results' reports directly to the media outlets.
ERM supports accumulation and combination of ballot results data from all ES&S tabulators. Precinct and accumulated total reports provide a means to accommodate candidate and media requests for totals and are available upon demand. High-speed

printers are configured as part of the system accumulation/reporting stations PC and related software.

- ES&S Event Log Service is a Windows Service that runs in the background of any active ES&S Election Management software application to monitor the proper functioning of the Windows Event Viewer. The ES&S Event Log Service closes any active ES&S software application if the system detects the improper deactivation of the Windows Event Viewer.
- Removable Media Service (RMS) is an application that runs in the background of the EMS client workstation and supports the installation and removal of election and results media.

This modification includes the following updates to the EVS 5.2.0.0 system:

ExpressVote

- The random number generator, used for security functions to meet VVSG 1.0, Sections 2.1.4 and 7.5.1, has been updated to meet new NIST standards.
- Display candidates in either 1 or 2 columns in a particular contest screen based on a configuration flag from Electionware.
- Support the ability for a poll worker to scan a 128c barcode on the external barcode scanner instead of manually selecting the ballot style on the touch screen.
- Update copyright date (code and splash screen).
- Add a Power Supply to meet Level Efficiency 6

DS200

- The random number generator, used for security functions to meet VVSG 1.0, Sections 2.1.4 and 7.5.1, has been updated to meet new NIST standards.

DS450

- The DS450 is a new central count component that was added to the system.

DS850

- The random number generator, used for security functions to meet VVSG 1.0, Sections 2.1.4 and 7.5.1, has been updated to meet new NIST standards.

AutoMARK

- The random number generator, used for security functions to meet VVSG 1.0, Sections 2.1.4 and 7.5.1, has been updated to meet new NIST standards.

Electionware

- The random number generator, used for security functions to meet VVSG 1.0, Sections 2.1.4 and 7.5.1, has been updated to meet new NIST standards.
- Renamed "DS850" labels to "Central Count".
- Corrected spelling of the word 'change' in the AutoMARK system prompt Excel file.
- Correction to enable the save button after making changes in the text box (...) in the Language Additional text area.
- Corrected message display from an internal processing error to the 'Import of ballot style alternate ID' error message when the continuous ballot style ID is longer than 8 characters.
- Correct the contest order display for the ExpressVote in an open primary election to sort by party.
- Added the election wide option to enable/disable multi column view on the ExpressVote.
- Added the ExpressVote Multi Column setting to the ExpressVote Settings Report.

- Corrected erroneous data fit error message that occurred when no nonpartisan contests existed in a closed primary.
- Update copyright to 2016.
- Update user guide help file.
- Corrected the situation where an error was displayed erroneously when triple clicking in the Bengali language text editor.
- Updated creation of passwords for the SFTP server so that they do not include leading zeros which the server cannot authenticate.
- Updated the users.xml to version 3.0 for compatibility with Cerberus version 8.0.0.9 and newer.
- Improved the refresh action in the navigator so that the data appears correctly.
- Corrected an Invalid party ID in Illinois Export party records.
- Can now export results from Produce when the last contest is a text only contest.

ERM

- The random number generator, used for security functions to meet VVSG 1.0, Sections 2.1.4 and 7.5.1, has been updated to meet new NIST standards.
- Renamed “DS850” labels to “Central Count”.

Mark definition:

ES&S’ documentation declares that the DS200, DS450 and DS850 will reject anything seen inside the oval area that is smaller than .005 square inches (i.e. a circle of diameter .025”, a rectangle of .02” by .025”) as a marked response on a pixel count basis and will be listed as an unmarked oval and not be evaluated further.

Tested Marking Devices:

Bic Grip Roller Pen

Language capability:

EVS 5.2.2.0 supports English, Spanish, Chinese (Cantonese), Korean, Japanese and Bengali.

Components Included:

This section provides information describing the components and revision level of the primary components included in this Certification.

| System Component | Software or Firmware Version | Hardware Version | Operating System or COTS | Comments |
|---------------------------|------------------------------|-------------------|--------------------------|-----------------------------------|
| ExpressVote | 1.4.1.2 | 1.0 | | Universal Voting System |
| ExpressVote Rolling Kiosk | | 1.0 | | |
| DS200 | 2.12.2.0 | 1.2.1, 1.2.3, 1.3 | | Precinct Count Tabulator |
| DS200 Ballot Box | | 1.2, 1.3 | | Plastic ballot box |
| DS200 Ballot Box | | 1.0, 1.1, 1.2 | | Metal ballot box |
| DS450 | 3.0.0.0 | 1.0 | | Central Count Scanner, mid-range |
| DS850 | 2.10.2.0 | 1.0 | | Central Count Scanner, high-speed |
| AutoMARK A100 | 1.8.6.1 | 1.0 | | ADA Ballot Marking |

| System Component | Software or Firmware Version | Hardware Version | Operating System or COTS | Comments |
|------------------------------------|------------------------------|---------------------------|--------------------------|-------------------------------|
| | | | | Device |
| AutoMARK A200 (SBC 2.0 & 2.5) | 1.8.6.1 | 1.1 | | ADA Ballot Marking Device |
| AutoMARK A300 (SBC 2.0 & 2.5) | 1.8.6.1 | 1.3 | | ADA Ballot Marking Device |
| Electionware | 4.7.1.1 | | | |
| Election Reporting Manager (ERM) | 8.12.1.1 | | | |
| ES&S Event Log Service | 1.5.5.0 | | | |
| AutoMARK VAT Previewer | 1.8.6.1 | | | |
| ExpressVote Previewer | 1.4.1.2 | | | |
| Removable Media Service | 1.4.5.0 | | | |
| CreateNewUsers | 3.0.3.0 | | | Proprietary Hardening Script |
| NoNetwork | 3.0.3.0 | | | Proprietary Hardening Script |
| PreInstall | 3.0.5.5 | | | Proprietary Hardening Script |
| PostInstall | 3.0.3.0 | | | Proprietary Hardening Script |
| ServerShare | 3.0.3.0 | | | Proprietary Hardening Script |
| EMS Server | | Dell PowerEdge T710 | | |
| EMS Client Workstation | | Dell Optiplex 980 or 5040 | | |
| EMS Client Workstation | | Dell Latitude E6410 | | |
| EMS Standalone Workstation | | Dell Latitude E6410 | | |
| Delkin: USB Flash Drive | | | | 512MB, 1 GB, 2 GB, 4 GB, 8 GB |
| Delkin: Validation USB Flash Drive | | | | 16 GB |
| Delkin: Compact Flash | | | | 512 MB, 1 GB, 2 GB |
| SanDisk: Compact Flash | | | | 512 MB, 1 GB, 2 GB |
| Delkin: CF Card Reader | | 6381 | | |
| SanDisk: CF Card Reader | | 018-6305 | | |
| Headphones | | Avid 86002 | | |
| Zebra QR code scanner | | DS457-SR20009 | COTS | Integrated with Rolling Kiosk |

| System Component | Software or Firmware Version | Hardware Version | Operating System or COTS | Comments |
|--|------------------------------|---|--------------------------|----------------------|
| Symbol QR Code scanner | | DS9208 | COTS | External |
| DS450 Report Printer | | Dell S2810dn | | Laser report printer |
| DS850 Report Printer | | OKI B431dn & Oki B431d | | Laser report printer |
| DS450 Audit Printer | | Oki Microline 420 | | Dot Matrix Printer |
| DS850 Audit Printer | | Oki Microline 420 | | Dot Matrix Printer |
| DS450 UPS | | APC Back-UPS Pro 1500 | | |
| DS 450 Surge Protector | | Tripp Lite Spike Cube | | |
| DS850 UPS | | APC Back-UPS RS 1500 or APC Back-UPS Pro 1500 | | |
| Adobe Acrobat Standard | 11 | | COTS | |
| Cerberus FTP | 8.0.6 (64-bit) | | COTS | |
| Microsoft Server 2008 | R2 w/ SP1 | | COTS | |
| Microsoft Windows 7 Professional | SP1 (64-bit) | | COTS | |
| WSUS Microsoft Windows Offline Update Utility | 10.7.4 | | | |
| Micro Focus RM/COBOL Runtime | 12.06 | | COTS | |
| Symantec Endpoint Protection | 12.1.6 | | COTS | |
| Symantec Endpoint Protection Intelligent Updater | 20160829-002-v5i64.exe | | | |

System Limitations

This table depicts the limits the system has been tested and certified to meet.

| System Characteristic | Boundary or Limitation | Limiting Component |
|--|--|---------------------------------|
| Max. precincts allowed in an election | 9900 | ERM |
| Max. count for any precinct element | 500,000 (99,900 from any tabulator media) | ERM report (ERM results import) |
| Max. candidates allowed per election | Depends on election content (limited by 21,000 maximum counters) ¹ | ERM |
| Max. contests allowed in an election | Depends on election content (limited by 21,000 maximum counters) ² | ERM |
| Max. counters allowed per precinct | Limits candidates and contests assigned to a precinct to 1,000 ³ | ERM |
| Max. contests allowed per ballot style | 200 or number of positions on ballot | N/A |
| Max. candidates (ballot choices) allowed per contest | 175 | ERM (database create) |
| Max. number of parties allowed | General election: 75 Primary election: 20 (including nonpartisan party) | ERM (database create) |
| Max. 'vote for' per contest | 98 | ERM (database create) |
| Ballot formats | All paper ballots used in an election must be the same size and contain the number of response rows. | Ballot scanning equipment |
| Max. Ballot Styles | 9900 | ERM |
| Max. District Types/Groups | 20 | ERM |
| Max. districts of a given type ⁴ | 40 | ERM |

¹ Calculation of the number of counters must include a minimum of 4 counters for each contest, 3 overhead (overvote, undervote, precincts counted) and at least 1 candidate. Additional contest candidates each add a counter. If some precincts are defined as Absentee, a fourth overhead counter (absentee precincts counted) must be added to each contest. The number of statistical counters (Ballots Cast, Registered voters) must be added to the contest counters to determine the total counters.

² Example of maximum contest calculation if all contests had 2 candidates (5 counters each, 3 overhead counters + 2 candidates) and there were 10 statistical counters (i.e. Ballots Cast-Total, Republican, Democratic, Libertarian, Nonpartisan and Registered Voters-Total, Republican, Democratic, Libertarian, Nonpartisan. $(21000-20)/5 = 4196$ or $(\text{counter limit} - \text{statistics} \times 2)/\text{number of counters}/\text{contest} = \text{number of contests}$.

³ Contest counters are calculated as indicated in footnote 1, but two counters must be added for each statistical counter defined for the precinct. There are a minimum of 3 statistic counters assigned to each precinct (six added counters), "Ballots Cast," "Registered Voters" and "Ballots Cast Blank."

⁴ Excludes the Precinct Group which contains all precincts.

| System Characteristic | Boundary or Limitation | | Limiting Component |
|-----------------------|---|---|----------------------|
| Supported Languages | <ul style="list-style-type: none"> • English • Spanish • Chinese (Cantonese) | <ul style="list-style-type: none"> • Korean • Japanese • Bengali | System Configuration |

Component Limitations:

Paper Ballot Limitations

1. The paper ballot code channel, which is the series of black boxes that appear between the timing track and ballot contents, limits the number of available ballot variations depending on how a jurisdiction uses this code to differentiate ballots. The code can be used to differentiate ballots using three different fields defined as: Sequence (available codes 1-26,839), Type (available codes 1-30) or Split (available codes 1-40).
2. If Sequence is used as a ballot style ID, it must be unique election-wide and the Split code will always be 1. In this case the practical style limit would be 26,000.

ExpressVote

1. ExpressVote capacities exceed all documented limitations for the ES&S election management, vote tabulation and reporting system. For this reason, Election Management System and ballot tabulator limitations define the boundaries and capabilities of the ExpressVote system as the maximum capacities of the ES&S ExpressVote are never approached during testing.

DS200

1. The ES&S DS200 configured for an early vote station does not support precinct level results reporting. An election summary report of tabulated vote totals is supported.
2. The DS200 storage limitation for write-in ballot images is 3,600 images. Each ballot image includes a single ballot face, or one side of one page.
3. Write-in image review requires a minimum 1GB of onboard RAM.
4. To successfully use the Write-In Report, ballots must span at least three vertical columns. Using two columns or fewer results in the write-in area being too large to print on the report tape.

AUTOMARK Voter Assist Terminal

1. ES&S AutoMARK capacities exceed all documented limitations for the ES&S election management, vote tabulation and reporting system. For this reason, Election Management System and ballot tabulator limitations define the boundaries and capabilities of the AutoMARK system as the maximum capacities of the ES&S AutoMARK are never approached during testing.

Electionware

1. Electionware capacities exceed the boundaries and limitations documented for ES&S voting equipment and election reporting software. For this reason, ERM and ballot tabulator limitations define the boundaries and capabilities of Electionware system.
2. Limits were calculated using default text sizes for ballot and report elements. Some uses and conditions, such as magnified ballot views or combining elements on printed media or ballot displays, may result in limits lower than those listed. Check printed media and displays before finalizing the election.

3. The Electionware Export Ballot Images function is limited to 250 districts per export.
4. Special characters are not supported and may not appear properly when viewed on equipment displays or reports.
5. Electionware cannot display more than 30,000 images when filtering ballot images for display. Employ one or more filters to ensure that the number of ballots viewed is less than 30,000.

Election Reporting Manager (ERM)

1. Election Reporting Manager requires a minimum monitor screen resolution of 800x600.
2. ERM Database Create allows 1,600 Precincts per Ballot Style.
3. There is a limit of 3,510 precincts in the precincts counted/not counted display.
4. There is a limit of 3,000 precincts in the precincts counted/not counted scrolling display.
5. Contest/Precinct selection pop up display limited to 3,000 contests/precincts.
6. Non-English characters are not supported in ERM. This has to do with the creation of the XML results file out of ERM.
7. ERM's maximum page size for reports is 5,000 pages.

Functionality

2005 VVSG Supported Functionality Declaration

| Feature/Characteristic | Yes/No | Comment |
|--|---------------|----------------|
| Voter Verified Paper Audit Trails | | |
| VVPAT | No | |
| Accessibility | | |
| Forward Approach | Yes | |
| Parallel (Side) Approach | Yes | |
| Closed Primary | | |
| Primary: Closed | Yes | |
| Open Primary | | |
| Primary: Open Standard (provide definition of how supported) | Yes | |
| Primary: Open Blanket (provide definition of how supported) | No | |
| Partisan & Non-Partisan: | | |
| Partisan & Non-Partisan: Vote for 1 of N race | Yes | |
| Partisan & Non-Partisan: Multi-member ("vote for N of M") board races | Yes | |
| Partisan & Non-Partisan: "vote for 1" race with a single candidate and write-in voting | Yes | |
| Partisan & Non-Partisan "vote for 1" race with no declared candidates and write-in voting | Yes | |
| Write-In Voting: | | |
| Write-in Voting: System default is a voting position identified for write-ins. | Yes | |
| Write-in Voting: Without selecting a write in position. | Yes | |
| Write-in: With No Declared Candidates | Yes | |
| Write-in: Identification of write-ins for resolution at central count | Yes | |
| Primary Presidential Delegation Nominations & Slates: | | |
| Primary Presidential Delegation Nominations: Displayed delegate slates for each presidential party | No | |
| Slate & Group Voting: one selection votes the slate. | No | |

| Feature/Characteristic | Yes/No | Comment |
|--|--------|--|
| Ballot Rotation: | | |
| Rotation of Names within an Office; define all supported rotation methods for location on the ballot and vote tabulation/reporting | Yes | |
| Straight Party Voting: | | |
| Straight Party: A single selection for partisan races in a general election | Yes | |
| Straight Party: Vote for each candidate individually | Yes | |
| Straight Party: Modify straight party selections with crossover votes | Yes | |
| Straight Party: A race without a candidate for one party | Yes | |
| Straight Party: N of M race (where "N">1) | Yes | |
| Straight Party: Excludes a partisan contest from the straight party selection | Yes | |
| Cross-Party Endorsement: | | |
| Cross party endorsements, multiple parties endorse one candidate. | Yes | |
| Split Precincts: | | |
| Split Precincts: Multiple ballot styles | Yes | |
| Split Precincts: P & M system support splits with correct contests and ballot identification of each split | Yes | |
| Split Precincts: DRE matches voter to all applicable races. | No | |
| Split Precincts: Reporting of voter counts (# of voters) to the precinct split level; Reporting of vote totals is to the precinct level | Yes | It is possible to list the number of voters. |
| Vote N of M: | Yes | |
| Vote for N of M: Counts each selected candidate, if the maximum is not exceeded. | No | |
| Vote for N of M: Invalidates all candidates in an overvote (paper) | No | |
| Recall Issues, with options: | | |
| Recall Issues with Options: Simple Yes/No with separate race/election. (Vote Yes or No Question) | Yes | |
| Recall Issues with Options: Retain is the first option, Replacement candidate for the second or more options (Vote 1 of M) | Yes | |
| Recall Issues with Options: Two contests with access to a second contest conditional upon a specific vote in contest one. (Must vote Yes to vote in 2 nd contest.) | No | |
| Recall Issues with Options: Two contests with access to a second contest conditional upon any vote in contest one. (Must vote Yes to vote in 2 nd contest.) | No | Overturned - US District Court 7/29/03: CA Election Code sect. 11383 |
| Cumulative Voting | | |
| Cumulative Voting: Voters are permitted to cast, as many votes as there are seats to be filled for one or more candidates. Voters are not limited to giving only one vote to a candidate. Instead, they can put multiple votes on one or more candidate. | No | |
| Ranked Order Voting | | |
| Ranked Order Voting: Voters can write in a ranked vote. | No | |
| Ranked Order Voting: A ballot stops being counting when all ranked choices have been eliminated | No | |

| Feature/Characteristic | Yes/No | Comment |
|--|---------------|----------------|
| Ranked Order Voting: A ballot with a skipped rank counts the vote for the next rank. | No | |
| Ranked Order Voting: Voters rank candidates in a contest in order of choice. A candidate receiving a majority of the first choice votes wins. If no candidate receives a majority of first choice votes, the last place candidate is deleted, each ballot cast for the deleted candidate counts for the second choice candidate listed on the ballot. The process of eliminating the last place candidate and recounting the ballots continues until one candidate receives a majority of the vote | No | |
| Ranked Order Voting: A ballot with two choices ranked the same, stops being counted at the point of two similarly ranked choices. | No | |
| Ranked Order Voting: The total number of votes for two or more candidates with the least votes is less than the votes of the candidate with the next highest number of votes, the candidates with the least votes are eliminated simultaneously and their votes transferred to the next-ranked continuing candidate. | No | |
| Provisional or Challenged Ballots | | |
| Provisional/Challenged Ballots: A voted provisional ballots is identified but not included in the tabulation, but can be added in the central count. | Yes | |
| Provisional/Challenged Ballots: A voted provisional ballots is included in the tabulation, but is identified and can be subtracted in the central count | Yes | |
| Provisional/Challenged Ballots: Provisional ballots maintain the secrecy of the ballot. | Yes | |
| Overvotes (must support for specific type of voting system) | | |
| Overvotes: P & M: Overvote invalidates the vote. Define how overvotes are counted. | Yes | |
| Overvotes: DRE: Prevented from or requires correction of overvoting. | No | |
| Overvotes: If a system does not prevent overvotes, it must count them. Define how overvotes are counted. | Yes | |
| Overvotes: DRE systems that provide a method to data enter absentee votes must account for overvotes. | No | |
| Undervotes | | |
| Undervotes: System counts undervotes cast for accounting purposes | Yes | |
| Blank Ballots | | |
| Totally Blank Ballots: Any blank ballot alert is tested. | Yes | |
| Totally Blank Ballots: If blank ballots are not immediately processed, there must be a provision to recognize and accept them | Yes | |
| Totally Blank Ballots: If operators can access a blank ballot, there must be a provision for resolution. | Yes | |
| Networking | | |
| Wide Area Network – Use of Modems | No | |
| Wide Area Network – Use of Wireless | No | |
| Local Area Network – Use of TCP/IP | No | |
| Local Area Network – Use of Infrared | No | |
| Local Area Network – Use of Wireless | No | |

| Feature/Characteristic | Yes/No | Comment |
|---|--------|--------------------|
| FIPS 140-2 validated cryptographic module | No | |
| Used as (if applicable): | | |
| Precinct counting device | Yes | DS200 |
| Central counting device | Yes | DS450 and/or DS850 |

Baseline Certification Engineering Change Order's (ECO)

This table depicts the ECO's certified with the voting system:

| Change ID | Date | Component | Description | Inclusion |
|-----------|----------|--------------------------|---|-----------------------------|
| ECO 911 | 7/29/15 | DS850 | Second source for LED on camera circuit board | Non-DeMinimis Optional |
| ECO 917 | 7/29/15 | DS850 | Second source LG display | Non –DeMinimis Optional |
| ECO 919 | 7/29/15 | ExpressVote | Second source LG display | Non – DeMinimis Optional |
| ECO 921 | 10/27/15 | DS200 Plastic Ballot Box | Adding Block of security foam underneath the slot of the emergency bin | DeMinimis Optional |
| ECO 1741 | 7/29/15 | ExpressVote | Add additional labels, Velcro patch for keypad | DeMinimis Optional |
| ECO 1880 | 8/5/15 | DS200 | Additional second source and end of life replacement | Non-DeMinimis Optional |
| ECO 2018 | 10/9/15 | ExpressVote | Remove English from text on ExpressVote instruction label | DeMinimis Optional |
| ECO 933 | 2/10/16 | PreInstall Patch 1.0.0.5 | Disabling the ability to disconnect and create a mapped drive | De Minimis Optional |
| ECO 927 | 2/12/16 | AutoMARK | Add Backup Battery (End of Life) | De Minimis Optional |
| ECO 924 | 3/1/16 | Kiosk Stand | Update Kiosk Stand to include shipping stops, dock, feet, and thumbscrews | De Minimis Optional |
| ECO 930 | 4/7/16 | DS200 Carry Case | Kit for gas trust in DS200 Carry Case | De Minimis Optional |
| ECO 1816 | 4/7/16 | Steel Ballot Box | Universal rails for the steel ballot box | De Minimis Optional |

| Change ID | Date | Component | Description | Inclusion |
|------------------|-------------|----------------------------------|---|------------------------|
| ECO 2106 | 4/12/16 | DS200 Ballot Box | New Ballot Box Wheels | De Minimis Optional |
| ECO 2113 | 4/20/16 | DS200 | CIS Cable Connector | De Minimis Optional |
| ECO 946 | 8/23/16 | Intel Gigabit CT Desktop Adapter | Prevent onboard NIC card for not acknowledging incoming packets | De Minimis Optional |
| ECO 947 | 8/23/16 | Linksys USB Ethernet Adapter | Prevent onboard NIC card for not acknowledging incoming packets | De Minimis Optional |
| ECO 950 | 1/4/17 | DS850 | Add second screw set to reverse belt pulley | De Minimis Optional |

Appendix D: Voting System Standards, Testing Protocols and Procedures Pertaining to the Use of Communication Devices

PART I: PROPOSED TESTING STANDARDS

Applicable VVSG Standard

The modem component of the voting system or equipment must be tested to the requirements contained in the most recent version or versions of the Voluntary Voting System Guidelines (VVSG) currently accepted for testing and certification by the U.S. Election Assistance Commission (EAC). Compliance with the applicable VVSG may be substantiated through federal certification by the EAC, through certification by another state that requires compliance with the applicable VVSG, or through testing conducted by a federally certified voting system test laboratory (VSTL) to the standards contained in the applicable VVSG. Meeting the requirements contained in the VVSG may substantiate compliance with the voting system requirements contained in Section 301 of the Help America Vote Act of 2002 (HAVA).

Access to Election Data

Provisions shall be made for authorized access to election results after closing of the polls and prior to the publication of the official canvass of the vote. Therefore, all systems must be capable of generating an export file to communicate results from the election jurisdiction to the Central processing location on election night after all results have been accumulated. The system may be designed so that results may be transferred to an alternate database or device. Access to the alternate file shall in no way affect the control, processing, and integrity of the primary file or allow the primary file to be affected in any way.

Security

All voting system functions shall prevent unauthorized access to them and preclude the execution of authorized functions in an improper sequence. System functions shall be executable only in the intended manner and order of events and under the intended conditions. Preconditions to a system function shall be logically related to the function so as to preclude its execution if the preconditions have not been met.

Accuracy

A voting system must be capable of accurately recording and reporting votes cast. Accuracy provisions shall be evidenced by the inclusion of control logic and data processing methods, which incorporate parity, and checksums, or other equivalent error detection and correction methods.

Data Integrity

A voting system shall contain provisions for maintaining the integrity of voting and audit data during an election and for a period of at least 22 months thereafter. These provisions shall include protection against:

- the interruption of electrical power, generated or induced electromagnetic radiation
- ambient temperature and humidity
- the failure of any data input or storage device
- any attempt at an improper data entry or retrieval procedure

Reliability

Successful Completion of the Logic and Accuracy test shall be determined by two criteria

- The number of failures in transmission
- and the accuracy of vote counting

The failure or connectivity rate will be determined by observing the number of relevant failures that occur during equipment operation. The accuracy is to be measured by verifying the completeness of the totals received.

PART II: TEST PROCEDURES AND PROTOCOLS

Overview of Telecommunication Test

The telecommunication test focuses on system hardware and software function and performance for the transmission of data that is used to operate the system and report election results. This test applies to the requirements for Volume I, Section 6 of the EAC 2005 VVSG. This testing is intended to complement the network security requirements found in Volume I, Section 7 of the EAC 2005 VVSG, which include requirements for voter and administrator access, availability of network service, data confidentiality, and data integrity. Most importantly, security services must restrict access to local election system components from public resources, and these services must also restrict access to voting system data while it is in transit through public networks. Compliance with Section 7, EAC 2005 VVSG shall be evidenced by a VSTL report submitted with the vendor's application for approval of a voting system.

In an effort to achieve these standards and to verify the proper functionality of the units under test, the following methods will be used to test each component of the voting system:

Wired Modem Capability Test Plan

Test Objective: To transfer the results from the tabulator to the Election Management System via a wired network correctly.

Test Plan:

1. Attempt to transmit results prior to the closing of the polls and printing of results tape
2. Set up a telephone line simulator that contains as many as eight phone lines
3. Perform communication suite for election night reporting using a bank with as many as seven analog modems:
 - a. Connect the central site election management system to the telephone line simulator and connect the modems to the remaining telephone line ports
 - b. Setup the phone line numbers in the telephone line simulator
 - c. Use the simulated election to upload the election results
 - i. Use at least eight tabulators in different reporting units
 - ii. Use as many as two tabulators within the same reporting units
 - d. Simulate the following transmission anomalies

- i. Attempt to upload results from a tabulating device to a computer which is not part of the voting system
- ii. Attempt to upload results from a non-tabulating device to the central site connected to the modem bank
- iii. Attempt to load stress by simulating a denial of service (DOS) attack or attempt to upload more than one polling location results (e.g., ten or more polling locations)

Wireless Capability Test Plan

Test Objective: To transfer the results from the tabulator to EMS via a wireless network correctly.

Test Plan:

1. Attempt to transmit results prior to the closing of the polls and printing of results tape.
2. Perform wireless communication suite for election night reporting:
 - a. Use the simulated election to upload the election results using wireless transfer to the secure FTP server (SFTP)
 - b. Use at least eight tabulators in different reporting units
 - c. Use as many as two tabulators within the same reporting unit
3. Simulate the following transmission anomalies
 - a. Attempt to upload results from a tabulating device to a computer which is not part of the voting system
 - b. Attempt to upload results from a non-tabulating device to the SFTP server
 - c. Attempt to load stress by simulating a denial of service (DOS) attack or attempt to upload more than one polling location results (e.g., ten or more polling locations)
 - d. If possible, simulate a weak signal
 - e. If possible, simulate an intrusion

Test Conclusions for Wired and Wireless Transmission

- System must be capable of transferring 100% of the contents of results test packs without error for each successful transmission.
- Furthermore, system must demonstrate secure rate of transmission consistent with security requirements.

- System must demonstrate the proper functionality to ensure ease of use for clerks on election night.
- System must be configured such that the modem component remains inoperable until after the official closing of the polls and printing of one (1) copy of the results tape.

PART III: PROPOSED SECURITY PROCEDURES

Staff recommends that as a condition of purchase, any municipality or county which purchases this equipment and uses modem functionality must also agree to the following conditions of approval.

1. Devices which may be incorporated in or attached to components of the system for the purpose of transmitting tabulation data to another data processing system, printing system, or display device shall not be used for the preparation or printing of an official canvass of the vote unless they conform to a data interchange and interface structure and protocol which incorporates some form of error checking.
2. Any jurisdiction using a modeming solution to transfer results from the polling place to the central count location may not activate the modem functionality until after the polling place closes.
3. Any municipality using modeming technology must have one set of results printed before it attempts to modem any data.
4. Any municipality purchasing and using modem technology to transfer results from the polling location to the central count location must conduct an audit of the voting equipment after the conclusion of the canvass process.
5. Default passwords provided by ES&S to county/municipality must be changed upon receipt of equipment.
6. Counties must change their passwords after every election.

PART IV: CONDITIONS FOR APPROVAL (VENDOR)

Additionally, staff recommends that, as a condition/continuing condition of approval, ES&S shall:

1. Reimburse actual costs incurred by the G.A.B. and local election officials, where applicable, in examining the system (*including travel and lodging*) pursuant to state processes.
2. Configure modem component to remain inoperative (incapable of either receiving or sending transmissions) prior to the closing of the polls and the printing of tabulated results.

APPENDIX E: Wisconsin Voting Equipment Review Panel’s Feedback

These comments were provided via a structured feedback form.

1. How would you rate the functionality of the equipment?

| Very Poor | Poor | Fair | Good | Excellent |
|-----------|------|------|------|-----------|
| | | | 4 | 4 |

- The instructions are clear for the voter. It was easy to operate
- Easy to use! Easy to make corrections.
- When I didn’t select a party and I got to the candidate’s name, it didn’t indicate party.
- I found the attached keypad confusing to use. Assumptions I made using it like a game controller didn’t have the functionality I was expecting. It was explained to me that the functionality was geared toward blind voters. That would push me to try and steer sighted users to not use the key pad.
- Look at screen – follow directions. Good directions. We have a DS200, it’s an excellent machine!

2. How would you rate the accessible features?

| Very Poor | Poor | Fair | Good | Excellent |
|-----------|------|------|------|-----------|
| | | 1 | 5 | 2 |

- Slow and confusing, but it could be more intuitive to a voter.
- WEC should set a condition of purchase that computers using the election management software must not be connected to outside network and must not use other software.
- Large print and audio make the machines very accessible.
- ExpressVote preferred over AutoMark.
- I like all the options a voter would have. I think a lot of public education would be needed.
- Didn’t use. While I was watching it looked good.

3. Rate your overall impression of the system.

| Very Poor | Poor | Fair | Good | Excellent |
|-----------|------|------|------|-----------|
| | | | 2 | 5 |

- I didn't like the way the DS200 was programmed for the ballot where a party wasn't selected. It would have been nice to see it programmed with the party after the candidates name.
- WEC and/or ES&S should do a study of overvotes and how best to help voters who overvoted from telling the system to accept over voted ballots.
- I am very pleased to see the attention to the needs of the hearing impaired, visually challenged, and braille users!
- Thank you for the demo.
- DS200 does not appear to have any noticeable differences from prior system. DS450 is a wonderful addition as mid-size counter for municipalities with central count absentee (and appropriate funding!)
- I think this is a strong system. It was relatively intuitive, except for the key pad component (which wasn't geared for me, but I wanted to use it because I'm from the video game playing group. They would get frustrated very quickly.) The touchscreen component was wonderfully intuitive!
- ExpressVote, faster than the old AutoMark.