
















**Polling Place Accessibility Supplies**  
**Wisconsin Elections Commission**  
 All supplies are free of charge to municipalities.

<b>County:</b>			
<b>Municipality:</b>	City/Town/Village of <i>(Circle one)</i>		
<b>Clerk/Recipient Name:</b>			
<b>Phone Number:</b>		<b>Email Address:</b>	
<b>Shipping address (Please no P.O. Boxes)</b>			
<b>Address is a:</b>	<input type="checkbox"/> Business/Municipal Building Building Name: _____ <input type="checkbox"/> Private Residence		

Please send the completed form to the WEC Help Desk at [elections@wi.gov](mailto:elections@wi.gov) or with your completed New Polling Place Accessibility Self-Assessment (EL-501).

Indicate the Quantity Needed in the Table Below

Example	Item Name	# Needed
<b>Signs</b>		
	Accessible Parking Sign (12" x 18")	
	Van Accessible Sign (12" x 18")	
	Curbside Voting Sign (No phone number) (12" x 18")	
	Curbside Voting Please Call: (Fill in blank with phone number using hardware numbers, Sharpie, etc.) (12" x 18")	

	Accessible Entrance Sticker (6" x 6")	
	Accessible Entrance Right Arrow Sign (12" x 18")	
	Accessible Entrance Left Arrow Sign (12" x 18")	
	Accessible Entrance at Rear (12" x 18")	
	Ring Bell for Assistance Sign (12" x 18")	
<b>Other Supplies</b>		
	Signature Guide (5" x 8" total, Typoscope cutout 5/8" x 6", Signature cutout 1/2" x 2 1/2")	
	Signature Guide, Credit Card sized (2.12"x3.37" total)	
	Page Magnifier (7" x 10")	
	Wireless Doorbell (Up to 500' Range, 433 MHz)	
	Cone (12")	
	Door Pressure Gauge* (8")	

## Kits

Temporary Standard Accessible Parking Space Kit	Includes: 1 Accessible Parking Sign, 4 Cones  Follow instructions in the Quick Fix Guide to set up a temporary standard accessible parking space.	
Temporary Van-Accessible Parking Space Kit	Includes: 1 Van Accessible Parking Sign, 4 Cones  Follow instructions in the Quick Fix Guide to set up a temporary van accessible parking space.	
Accessible Entrance Kit	Includes: 1 Accessible Entrance Sticker, 1 Ring Doorbell for Assistance Sign, 1 Wireless Doorbell  Follow instructions in the Quick Fix Guide to set up an accessible entrance.	