
















Polling Place Accessibility Supplies
Wisconsin Elections Commission
 All supplies are free of charge to municipalities.


County:			
Municipality:			
Clerk/Recipient Name:			
Phone Number:		Email Address:	
Shipping address (Please no P.O. Boxes)			
Address is a:	<input type="checkbox"/> Business/Municipal Building Building Name: _____ <input type="checkbox"/> Private Residence		

Please send the completed form to elecppa@wisconsin.gov.

Indicate the Quantity Needed in the Table Below

Example	Item Name	# Needed
Signs		
	Accessible Parking Sign (12" x 18")	
	Van Accessible Sign (12" x 18")	
	Curbside Voting Sign (No phone number) (12" x 18")	
	Curbside Voting Please Call: (Fill in blank with phone number using hardware numbers, Sharpie, etc.) (12" x 18")	

	Accessible Entrance Sticker (6" x 6")	
	Accessible Entrance Right Arrow Sign (12" x 18")	
	Accessible Entrance Left Arrow Sign (12" x 18")	
	Accessible Entrance at Rear (12" x 18")	
	Ring Bell for Assistance Sign (12" x 18")	
Other Supplies		
	Signature Guide (5" x 8" total, Typoscope cutout 5/8" x 6", Signature cutout 1/2" x 2 1/2")	
	Signature Guide, Credit Card sized (2.12" x 3.37" total)	
	Lighted Magnifying Glass with stand (2x magnification with 3.5x magnification spot lens) <i>Due to supply chain issues, only 1 per polling place</i>	
	Wireless Doorbell (Up to 500' Range, 433 MHz)	
	Threshold Ramp (Can accommodate thresholds 1 3/4 in. to 2 1/4 in.)	
	Cone (12")	

	Door Pressure Gauge* (8")	
Kits		
Temporary Standard Accessible Parking Space Kit	Includes: 1 Accessible Parking Sign, 4 Cones Follow instructions in the Quick Fix Guide to set up a temporary standard accessible parking space.	
Temporary Van-Accessible Parking Space Kit	Includes: 1 Van Accessible Parking Sign, 4 Cones Follow instructions in the Quick Fix Guide to set up a temporary van accessible parking space.	
Accessible Entrance Kit	Includes: 1 Accessible Entrance Sticker, 1 Ring Doorbell for Assistance Sign, 1 Wireless Doorbell Follow instructions in the Quick Fix Guide to set up an accessible entrance.	